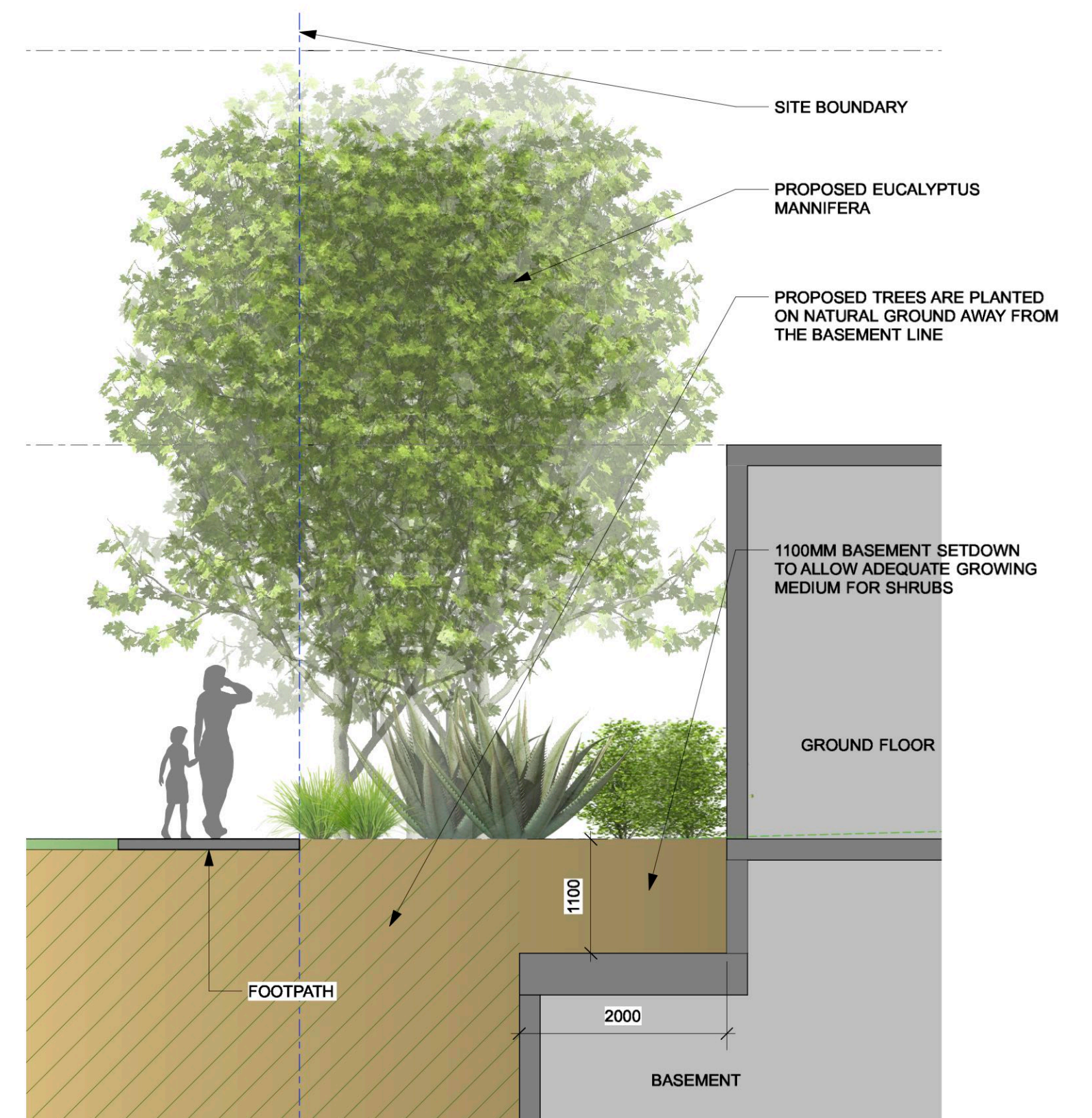




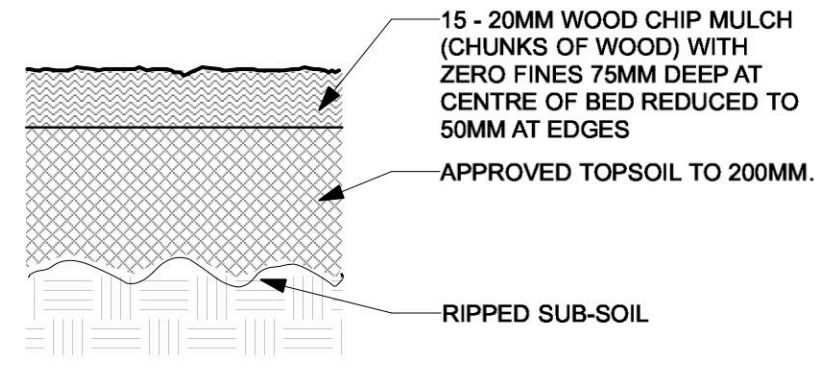
LEGEND

- Existing Trees (refer to Existing Tree schedule below)
- Mulched and irrigated garden bed
- Nature Strip
- Feature Pedestrian paving Adbri: Euro Stone 'Riverina' pavers
- Concrete driveway (CCS 'Spinifex')
- Decorative Pebbles
- Existing paling fence to be retained
- New 2.0m high timber paling fence on south boundary
- Approached site distance (ASD) to be achieved. Vegetation height no greater than 0.2m
- Corner splay to be clear of obstructions. Vegetation to be less than 1.2m in height
- Retaining wall (to architect's detail)
- Existing masonry retaining wall to be retained
- Basement Line

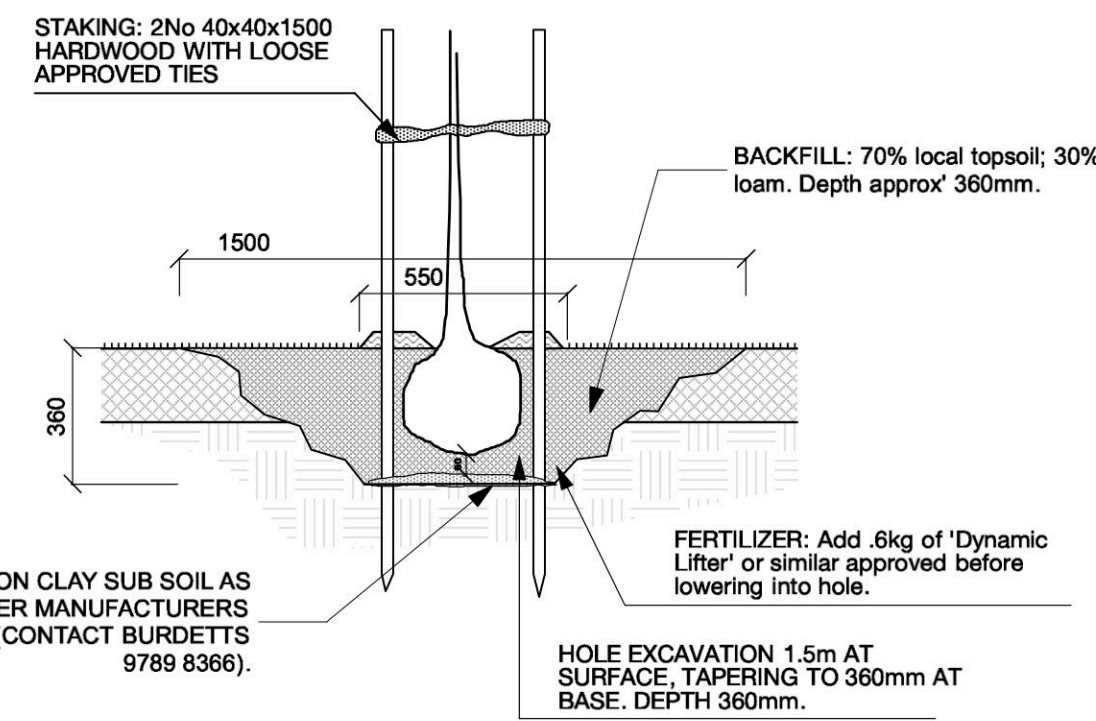
Plant List						
Image	ID	Qty	Common Name	Botanical Name	Scheduled Size	Mature Height
Trees						
	Lager-1	3	Cree Myrtle	Lagerstroemia indica 'Tuscarora'	1.5m Ht. 40 Litre	3 - 5m
	Acal	6	Lightwood	Acacia implexa	2.0m ht 40 Lit	3.5 - 6m
	Eed-1	7	Brittle Gum	Eucalyptus mannifera 'Little Spotty'	2.0m Ht 40 Lt	7m
Shrubs						
	CallistLJ	35	Weeping Bottlebrush	Callistemon viminalis 'Little John'	150mm Pot	0.9 - 1.5m
	Agv	36	Swan Neck Agave	Agave attenuata	200mm Pot	0.75 - 0.9m
	Dore	39	Gynea Lily, Giant Lily	Doryanthes excelsa	200mm Pot	1.5 - 3m
	Cgl	11	Rock Correa	Correa glabra	150mm Pot	1.5 - 3m
	Sbc	60	Bush Christmas	Syzygium australe 'Bush Christmas'	200mm Pot	1.5 - 3m
	Cho	9	Mexican Orange Blossom	Choisya ternata	150mm Pot	0.9 - 1.5m
Ground Covers						
Grasses						
	Dibr	83	Spreading Flax Lily	Dianella 'Breeze'		0.65
	DianLR	176	Spreading Flax Lily	Dianella revoluta 'Little Rev'	150mm Pot	0.3 - 0.45m
	Dlj	114	Spreading Flax Lily	Dianella revoluta 'Little Jess'		0.3 - 0.45m
	Ltani	131	Dwarf mat-rush	Lomandra longifolia 'Tanika'	150mm Pot	0.6m
	Lit	102	Dwarf mat-rush	Lomandra 'Lime Tuff'	150mm Pot	0.3-5m
Climbers						
	Total	812				



3 SECTION A
Scale: 1:50



1 GARDEN BED DETAIL
Scale: 1:10



2 SEMI ADVANCED TREE DETAIL
Scale: 1:20

EXISTING TREE SCHEDULE									
Tree No	Genus Species	Common Name	Height	Canopy	Calliper	Condition	SULE	Significance	Action/Comment
E01	Eucalyptus camaldulensis	River Red Gum	5000	5000	500	Average	Not Set	Not Set	Remove - Within building footprint
E02	Eucalyptus camaldulensis	River Red Gum	5000	5000	600	Poor	Not Set	Not Set	Remove - Within building footprint
E05			5000	3000	300	Not Set	Not Set	Not Set	Remove
E04	Eucalyptus spp.		5000	10000	400	Poor	Not Set	Not Set	Remove - Within building footprint
E03	Eucalyptus camaldulensis	River Red Gum	5000	5500	300	Poor	Not Set	Not Set	Remove

1. HORTICULTURAL CARE
Landscape works are to be maintained and nurtured. Mulched and gravel surfaces to be kept tidy and topped up as necessary. Any soil subsidence or erosion to be rectified. Landscape establishment/maintenance must encompass accepted horticultural practices, as well as rectifying any defects that become apparent under normal use. This includes, but may not be limited to: watering, mowing, fertilising, cultivation, topdressing, renovating, aerating, re-grassing, weeding, pest/disease control, staking, plant replacement and re-planting, pruning, clearing stormwater pits, repairing irrigation faults, raking, sweeping and topping up mulch, promoting healthy plant growth and keeping landscape appearance neat and tidy.

Weed and pest control: Manual weed removal is preferred, but chemical use (herbicides, fungicides, pesticides etc) may become appropriate. Such use shall be strictly in accordance with health and safety regulations. Spraying shall be only on still days. Sprayed areas to be marked with dye, protected from public access, and left for 10 days before any further works. Owner to be notified before carrying out any spraying.

Watering: During summer, trees and garden beds are to be watered regularly to ensure stress-free growth and survival. Note: all garden areas and planter boxes to include drip irrigation system. Minimum weekly summer water requirements, subject to Melbourne's water restrictions, are deemed to be: Grass areas - no watering; Trees and shrubs - 20mm of rainfall or applied equivalent.

Logbook: Landscape contractor to keep a logbook record (available for inspection upon request) of all maintenance work to include dates, task descriptions and materials used.

2. EVALUATION STANDARDS
At inspections, the following standards will apply:
Trees, shrubs and groundcovers: species and quantities correct in weed-free mulched beds with healthy new growth, free of pest/disease, and trees with straight strong trunks; staking as appropriate for larger specimens. Beds and Lawns: weed-free, evenly mulched with specified material and to specified depth. Grass forming a dense continuous healthy weed-free sward without need of spot repairs, evenly green in colour, of a consistent height and recently fertilised. Generally: 100% living plants in a fresh, tidy 'spot on' appearance.

25/08/16