

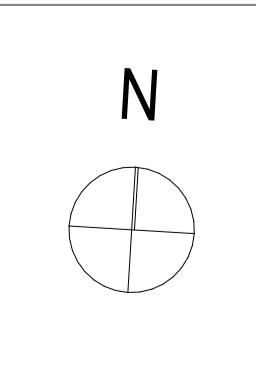


**METAXAS**

METAXAS ARCHITECTS PTY LTD: ABN 680 796 78656: 665 CARDIGAN STREET, CARLTON VIC 3055: AUSTRALIA  
 TEL 05 9559 5555 EMAIL mail@metaxasarch.com WEB: www.metaxasarch.com

○ PROPOSED NEW STREET TREE SUBJECT TO APPROVAL (REFER TO LANDSCAPE DRAWING)

SITE COVERAGE AREA = 4,036 SQM (63.6%)  
 PERMEABLE AREA = 1,455 SQM (22.9%)  
 GREEN AREA = 2,266 SQM (35.7%)



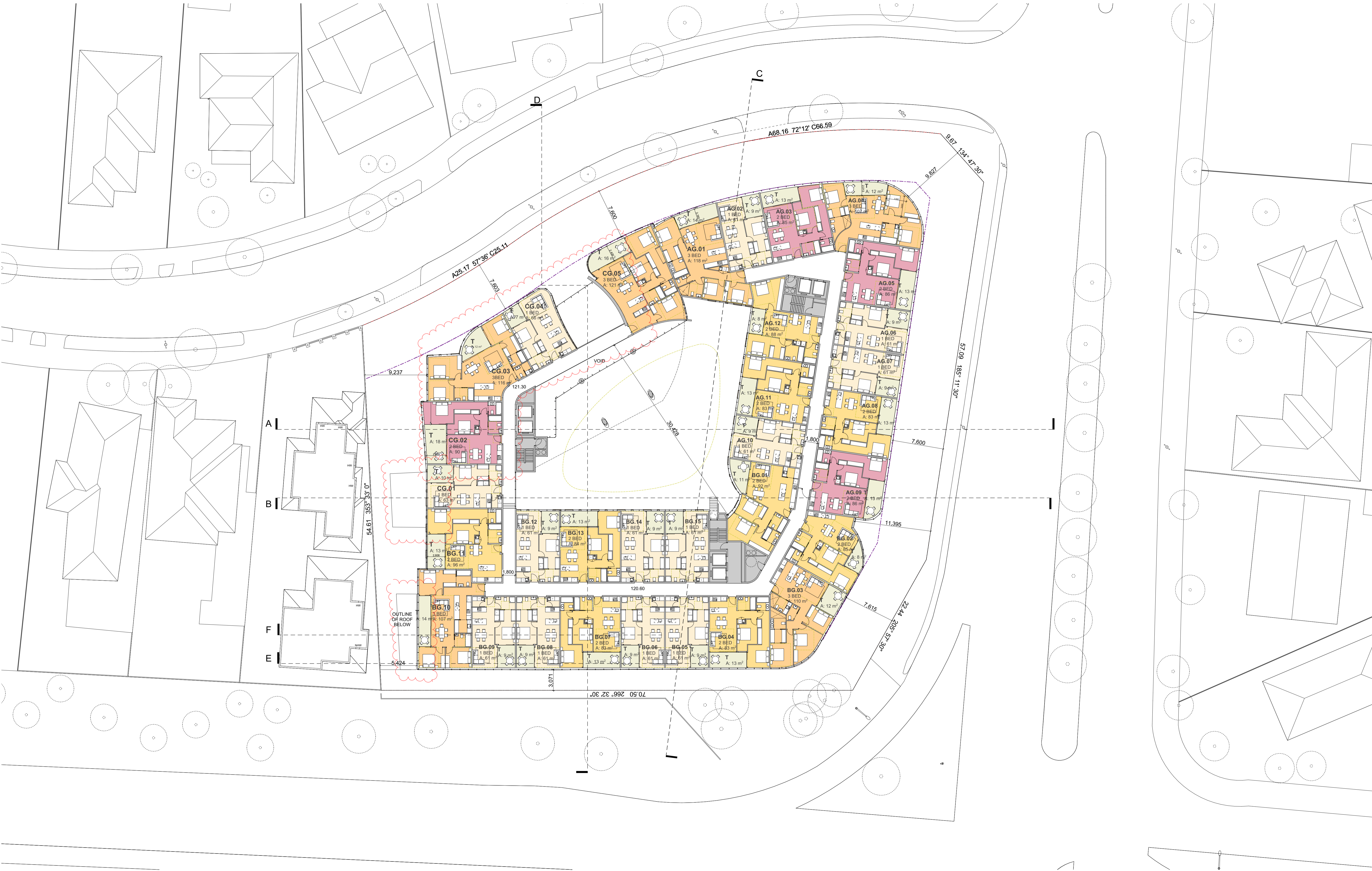
Client  
**BC MOUNT WAVERLEY PROJECT PTY LTD**

Project Name  
**RETIREMENT & CHILDCARE DEVELOPMENT  
 445 BLACKBURN ROAD, MOUNT WAVERLEY**

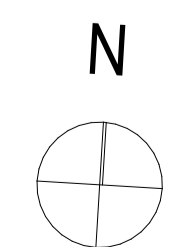
Drawing Title: <b>LOWER GROUND</b>		
Scale: 1:250 @ A1	Date: 24.02.2020	
Status: TP	Checked By:	
Project No: <b>19.012</b>	Drawing No.:	Rev.:
	<b>TP2.03</b>	<b>A</b>
Plot Date:	2/21/2020	

© Metaxas Architects - BIMcloud Basic for ARCHICAD 23/19.012 Blackburn Rd\_TP





METAXAS ARCHITECTS PTY LTD: ABN 680 796 78656: 665 CARDIGAN STREET, CARLTON VIC 3055: AUSTRALIA  
 TEL 05 9559 5555 EMAIL [mail@metaxasarch.com](mailto:mail@metaxasarch.com) WEB: [www.metaxasarch.com](http://www.metaxasarch.com)



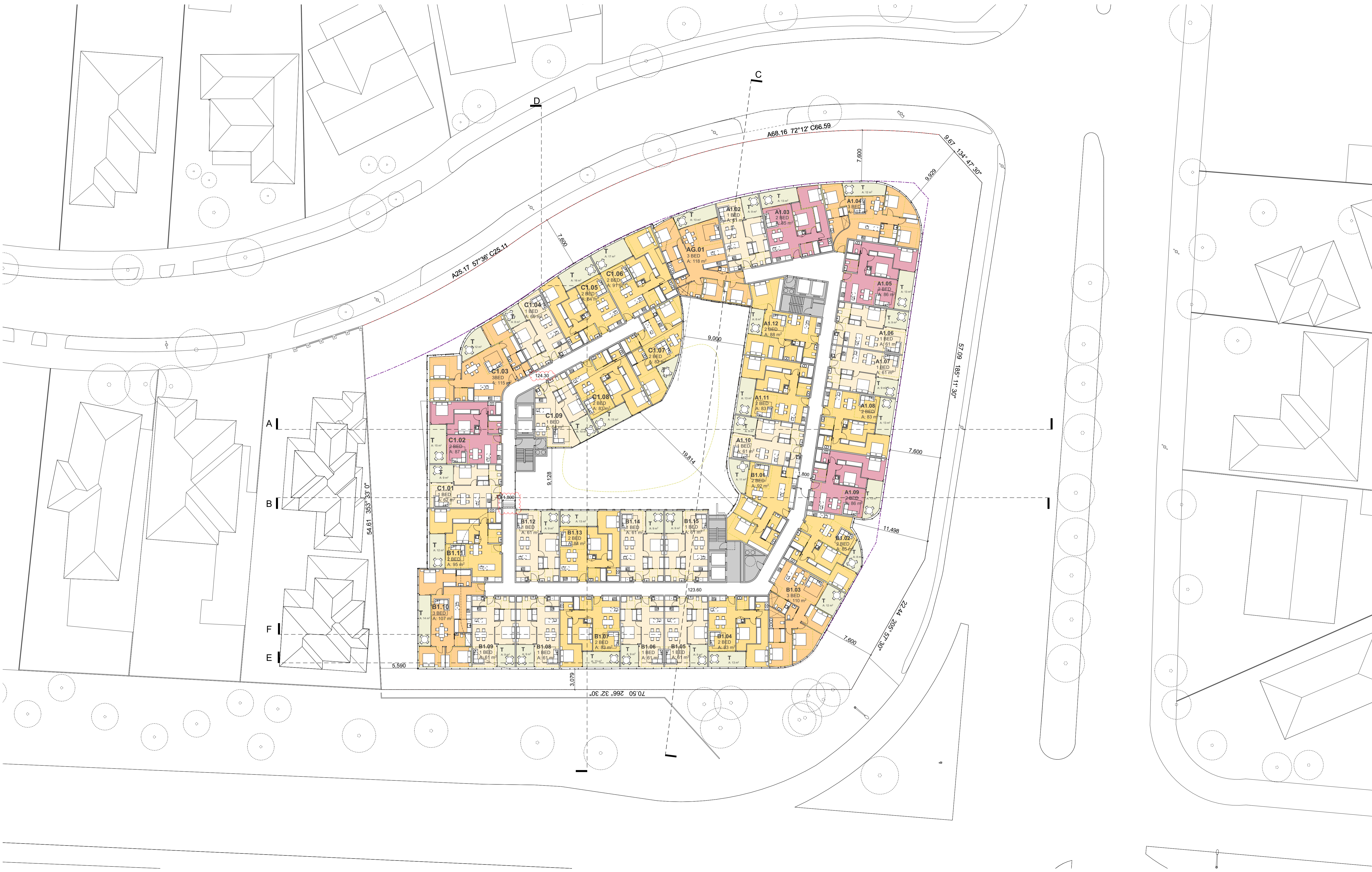
Client  
**BC MOUNT WAVERLEY PROJECT PTY LTD**

Project Name  
**RETIREMENT & CHILDCARE DEVELOPMENT  
 445 BLACKBURN ROAD, MOUNT WAVERLEY**

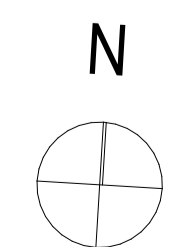
Drawing Title: <b>UPPER GROUND</b>		
Scale: 1:250 @ A1	Date: 24.02.2020	
Status: TP	Checked By:	
Project No: <b>19.012</b>	Drawing No.: <b>TP2.04</b>	Rev.: <b>A</b>
Plot Date: 2/21/2020		

BIMcloud: METAXASDC - BIMcloud Basic for ARCHICAD 23/19.012 Blackburn Rd\_TP





METAXAS ARCHITECTS PTY LTD: ABN 680 796 78656: 665 CARDIGAN STREET, CARLTON VIC 3055: AUSTRALIA  
 TEL 05 9559 5555 EMAIL [mail@metaxasarch.com](mailto:mail@metaxasarch.com) WEB: [www.metaxasarch.com](http://www.metaxasarch.com)



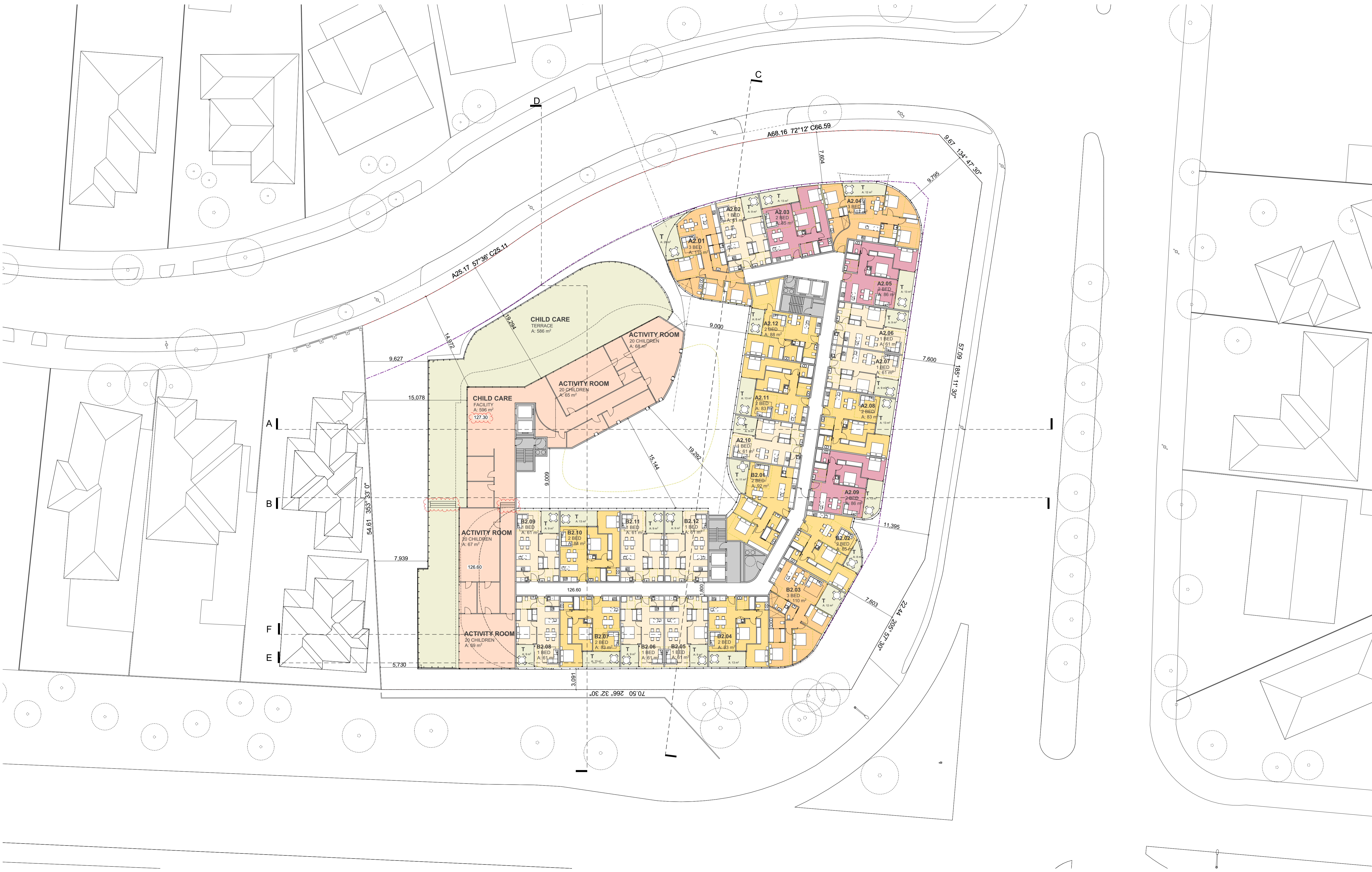
Client  
**BC MOUNT WAVERLEY PROJECT PTY LTD**

Project Name  
**RETIREMENT & CHILDCARE DEVELOPMENT  
 445 BLACKBURN ROAD, MOUNT WAVERLEY**

Drawing Title: <b>LEVEL 01</b>		
Scale: 1:250 @ A1	Date: 24.02.2020	
Status: TP	Checked By:	
Project No: <b>19.012</b>	Drawing No.: <b>TP2.05</b>	Rev.: <b>A</b>
Plot Date:	2/21/2020	

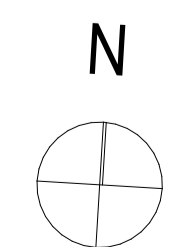
BIMcloud: METAXAS - BIMcloud Basic for ARCHICAD 23/19.012 Blackburn Rd\_TP





**METAXAS**

METAXAS ARCHITECTS PTY LTD: ABN 680 796 78656: 665 CARDIGAN STREET, CARLTON VIC 3055: AUSTRALIA  
 TEL 05 9559 5555 EMAIL mail@metaxasarch.com WEB: www.metaxasarch.com



Client <b>BC MOUNT WAVERLEY PROJECT PTY LTD</b>	
Project Name <b>RETIREMENT &amp; CHILDCARE DEVELOPMENT 445 BLACKBURN ROAD, MOUNT WAVERLEY</b>	

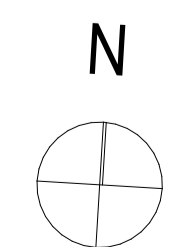
Drawing Title: <b>LEVEL 02</b>		
Scale: 1:250 @ A1	Date: 24.02.2020	
Status: TP	Checked By:	
Project No: <b>19.012</b>	Drawing No.: <b>TP2.06</b>	Rev.: <b>A</b>
Plot Date:	2/21/2020	

BIMcloud: METAXASDC - BIMcloud Basic for ARCHICAD 23/19.012 Blackburn Rd\_TP





METAXAS ARCHITECTS PTY LTD: ABN 680 796 78656: 665 CARDIGAN STREET, CARLTON VIC 3055: AUSTRALIA  
 TEL 05 9559 5555 EMAIL mail@metaxasarch.com WEB: www.metaxasarch.com




Client  
**BC MOUNT WAVERLEY PROJECT PTY LTD**

Project Name  
**RETIREMENT & CHILDCARE DEVELOPMENT  
 445 BLACKBURN ROAD, MOUNT WAVERLEY**

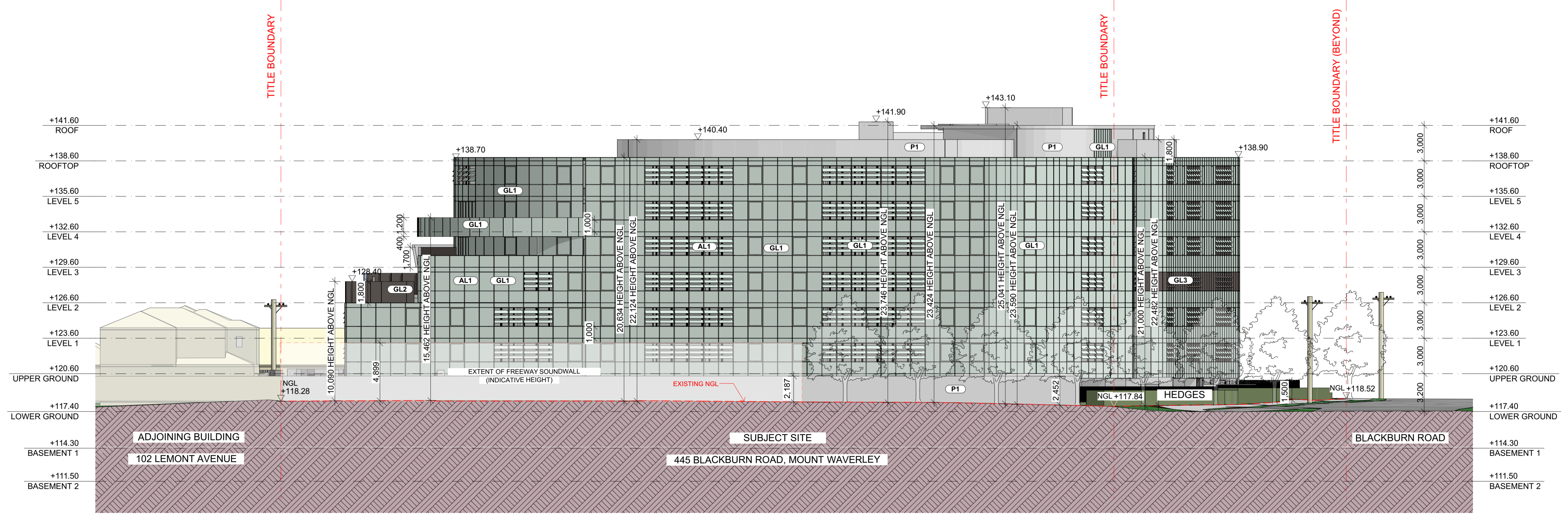
Drawing Title: <b>LEVEL 03</b>		
Scale: 1:250 @ A1	Date: 24.02.2020	
Status: TP	Checked By:	
Project No: <b>19.012</b>	Drawing No.: <b>TP2.07</b>	Rev.: <b>A</b>
Plot Date:	2/21/2020	

BIMcloud: METAXASDC - BIMcloud Basic for ARCHICAD 23/19.012 Blackburn Rd\_TP





NORTH ELEVATION

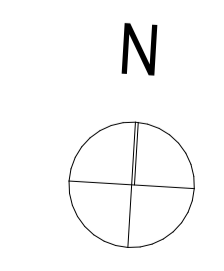


SOUTH ELEVATION

NOTE: WINDOWS AND SLIDING DOORS FACING FREEWAY & BLACKBURN ROAD WILL BE DOUBLE GLAZED FOR APPROPRIATE ACOUSTIC ATTENUATION.



FINISHES SCHEDULE LEGEND					
AL1	ANODISED ALUMINIUM	BR2	BRICK - INDULGENCE BISCONTI	GL5	GLASS - YELLOW GOLD
AL2	ANODISED ALUMINIUM	GL1	GLASS - GREEN	GL6	GLASS - OPAGUE
AL3	ANODISED ALUMINIUM	GL2	GLASS - BRONZE	P1	RENDER WHITE
AL4	POWDER COATED ALUMINIUM - BLACK	GL3	GLASS - GREY	T1	TIMBER FENCE
BR1	BRICK - WHITE (LA PALOMA MIRO)	GL4	GLASS - CLEAR		




Client  
BC MOUNT WAVERLEY PROJECT PTY LTD  
Project Name  
RETIREMENT & CHILDCARE DEVELOPMENT  
445 BLACKBURN ROAD, MOUNT WAVERLEY

Drawing Title: <b>NORTH &amp; SOUTH ELEVATION</b>	
Scale: 1:200 @ A1	Date: 24.02.2020
Status: TP	Checked By:
Project No: <b>19.012</b>	Drawing No.: <b>TP3.01</b>
	Rev.: <b>A</b>


BIMcloud: METAXAS3D - BIMcloud Basic for ARCHICAD 23/19.012 Blackburn Rd\_TP

Plot Date: 2/21/2020





EAST ELEVATION



WEST ELEVATION

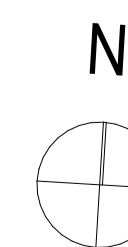
NOTE: WINDOWS AND SLIDING DOORS FACING BLACKBURN ROAD WILL BE DOUBLE GLAZED FOR APPROPRIATE ACOUSTIC ATTENUATION.

**METAXAS**

METAXAS ARCHITECTS PTY LTD: ABN 680 796 78656: 66/5 CARDIGAN STREET, CARLTON VIC 3055: AUSTRALIA  
TEL 05 9559 5555 EMAIL [mail@metaxasarch.com](mailto:mail@metaxasarch.com) WEB: [www.metaxasarch.com](http://www.metaxasarch.com)

**FINISHES SCHEDULE LEGEND**

- |  |  |                                |
|--|--|--------------------------------|
| <b>AL1</b> ANODISED ALUMINIUM              | <b>BR2</b> BRICK - INDULGENCE BISCOTTI | <b>GL5</b> GLASS - YELLOW GOLD |
| <b>AL2</b> ANODISED ALUMINIUM              | <b>GL1</b> GLASS - GREEN               | <b>GL6</b> GLASS - OPAGUE      |
| <b>AL3</b> ANODISED ALUMINIUM              | <b>GL2</b> GLASS - BRONZE              | <b>P1</b> RENDER WHITE         |
| <b>AL4</b> POWDER COATED ALUMINIUM - BLACK | <b>GL3</b> GLASS - GREY                | <b>T1</b> TIMBER FENCE         |
| <b>BR1</b> BRICK - WHITE (LA PALOMA MIRO)  | <b>GL4</b> GLASS - CLEAR               |                                |



Client  
**BC MOUNT WAVERLEY PROJECT PTY LTD**

Project Name  
**RETIREMENT & CHILDCARE DEVELOPMENT  
445 BLACKBURN ROAD, MOUNT WAVERLEY**

Drawing Title:  
**EAST & WEST ELEVATION**

Scale: 1:200 @ A1 Date: 24.02.2020

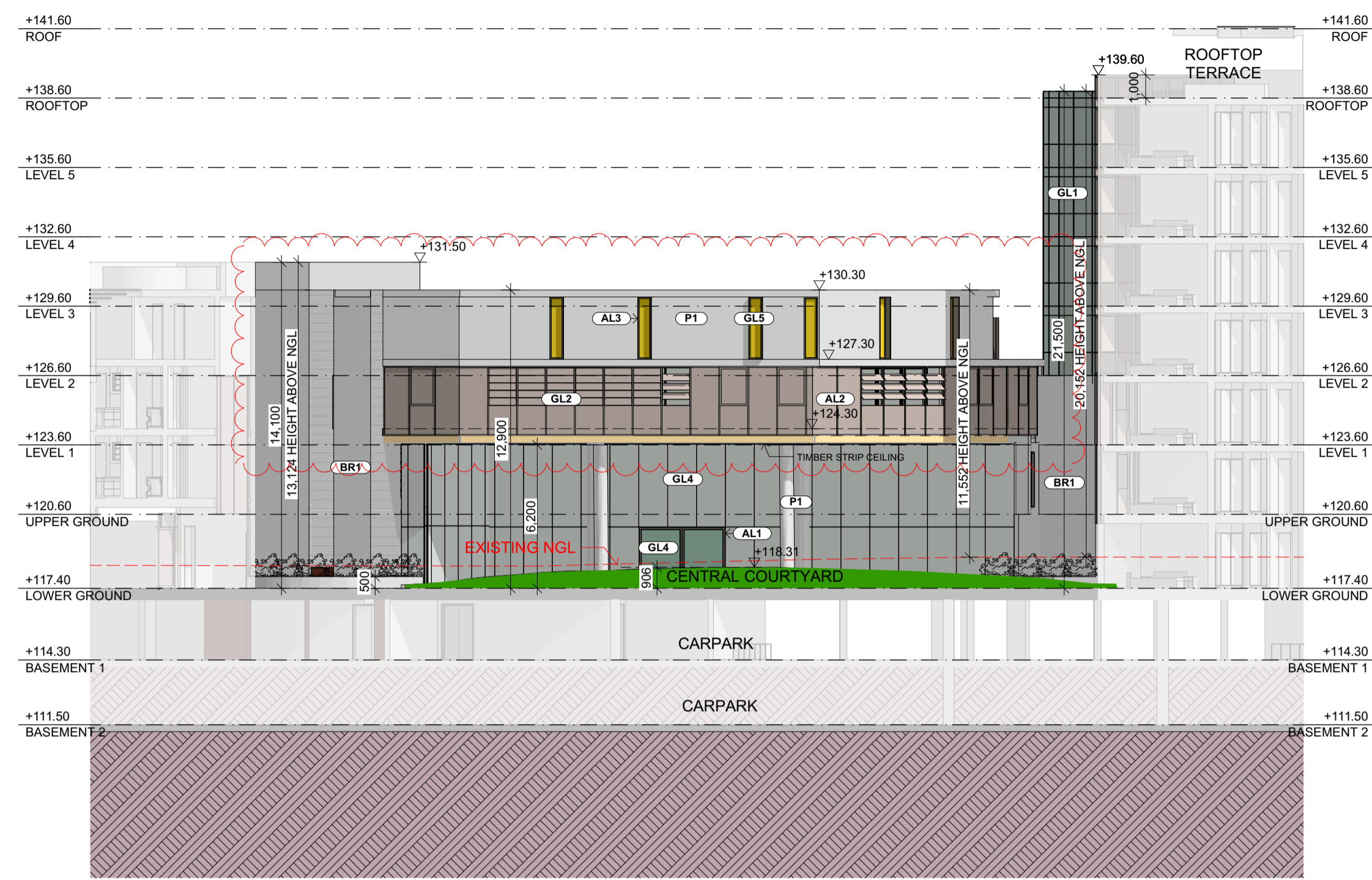
Status: TP Checked By:

Project No.: 19.012 Drawing No.: **TP3.02** Rev.: **A**


Plot Date: 2/21/2020

BIMcloud: METAXAS3D - BIMcloud Basic for ARCHICAD 23/19.012 Blackburn Rd\_TP

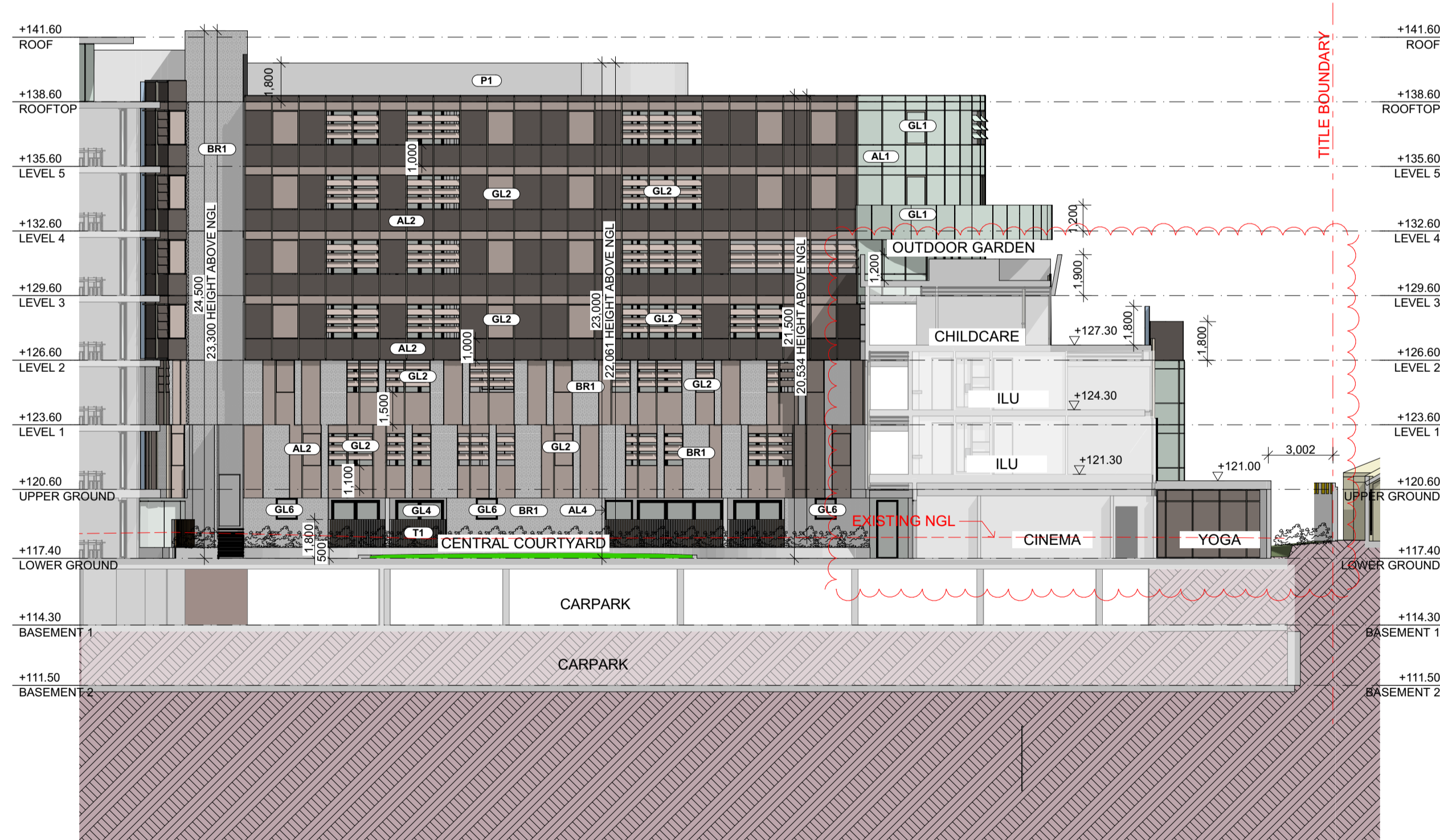




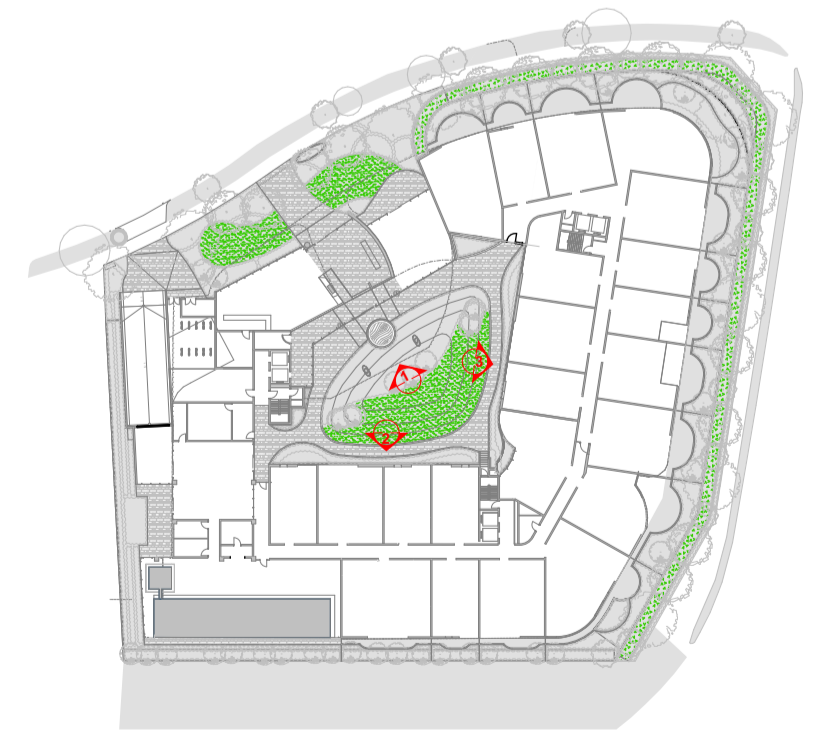
ELEVATION 1



ELEVATION 2



ELEVATION 3

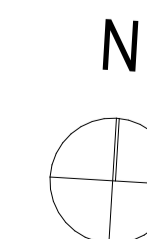


**METAXAS**

METAXAS ARCHITECTS PTY LTD: ABN 680 796 78656: 66/67 CARDIGAN STREET, CARLTON VIC 3055: AUSTRALIA  
TEL 05 9559 5555 EMAIL mail@metaxasarch.com WEB: www.metaxasarch.com

**FINISHES SCHEDULE LEGEND**

- |  |  |                                |
|--|--|--------------------------------|
| <b>AL1</b> ANODISED ALUMINIUM              | <b>BR2</b> BRICK - INDULGENCE BISCOITI | <b>GL5</b> GLASS - YELLOW GOLD |
| <b>AL2</b> ANODISED ALUMINIUM              | <b>GL1</b> GLASS - GREEN               | <b>GL6</b> GLASS - OPAGUE      |
| <b>AL3</b> ANODISED ALUMINIUM              | <b>GL2</b> GLASS - BRONZE              | <b>P1</b> RENDER WHITE         |
| <b>AL4</b> POWDER COATED ALUMINIUM - BLACK | <b>GL3</b> GLASS - GREY                | <b>T1</b> TIMBER FENCE         |
| <b>BR1</b> BRICK - WHITE (LA PALOMA MIRO)  | <b>GL4</b> GLASS - CLEAR               |                                |



Client  
**BC MOUNT WAVERLEY PROJECT PTY LTD**

Project Name  
**RETIREMENT & CHILDCARE DEVELOPMENT  
445 BLACKBURN ROAD, MOUNT WAVERLEY**

Drawing Title:  
**INTERNAL ELEVATIONS**

Scale: 1:200 @ A1 Date: 24.02.2020

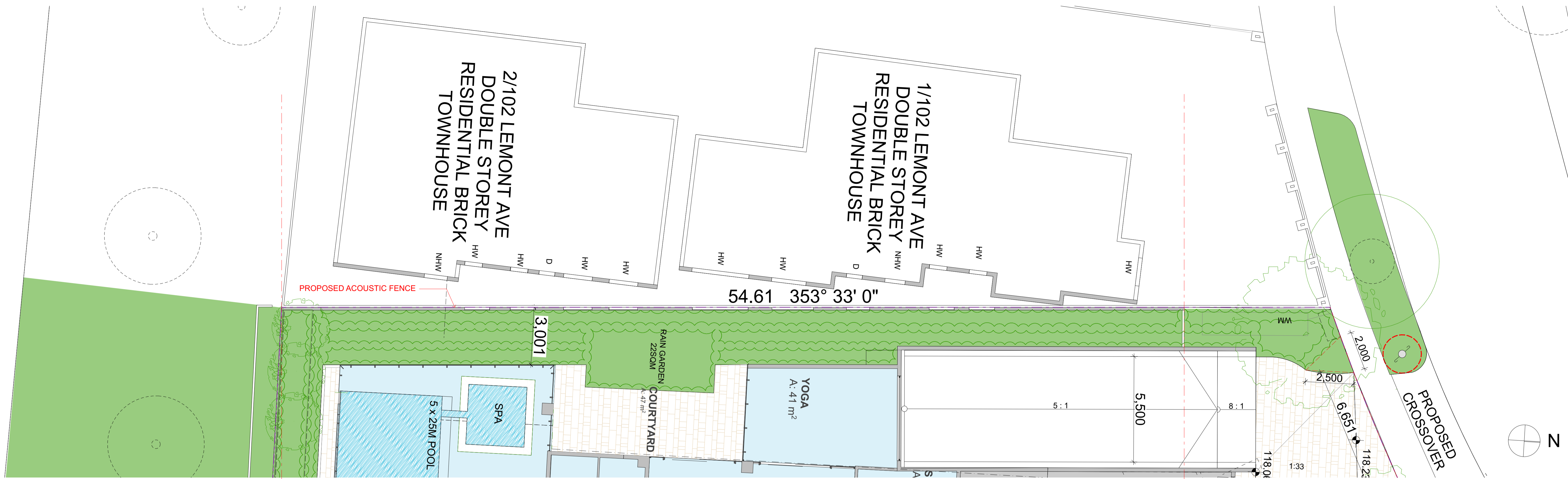
Status: TP Checked By:

Project No: Drawing No.: Rev.:  
**19.012 TP3.03 A**

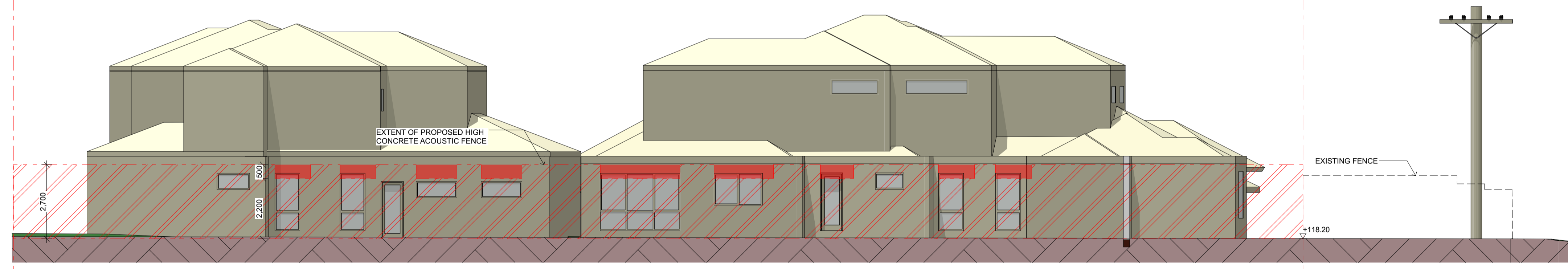
Plot Date: 2/21/2020

BIMcloud: METAXAS3DC - BIMcloud Basic for ARCHICAD 23/19/012 Blackburn Rd\_TP

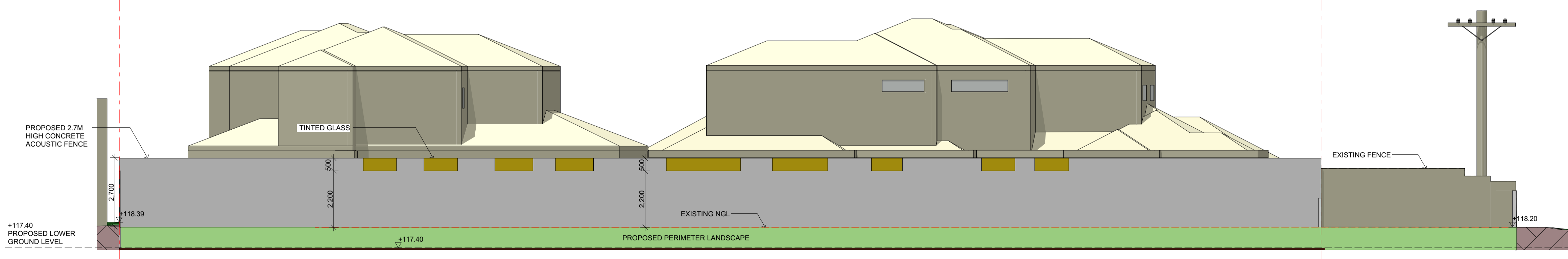




PROPOSED ACOUSTIC FENCE - PLAN



ADJOINING BUILDING - 102 LEMONT AVENUE- EAST ELEVATION



PROPOSED ACOUSTIC FENCE ELEVATION

NOTE:  
ACOUSTIC WALL- INDICATIVE ONLY- TO BE CONSTRUCTED TO SPECIFICATIONS BY AGREEMENT BETWEEN THE PARTIES

**METAXAS**

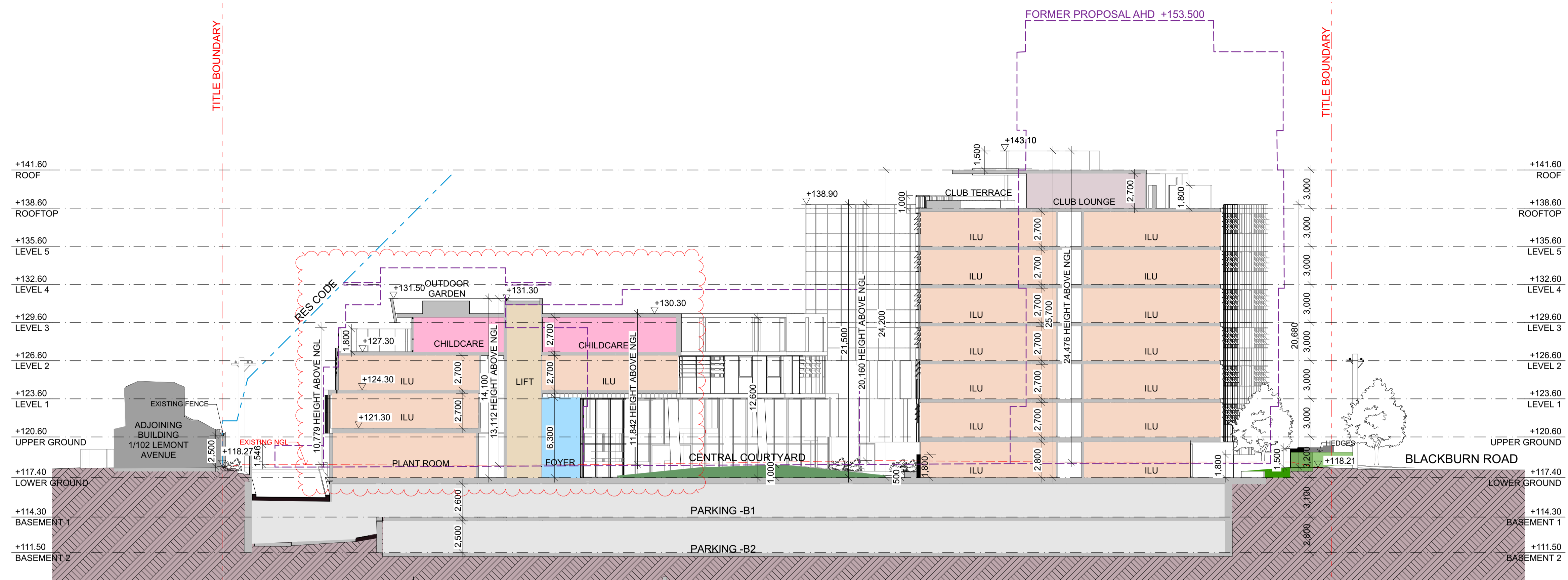
METAXAS ARCHITECTS PTY LTD. ABN G80 796 78656. GG5 CARDIGAN STREET, CARLTON VIC 3055. AUSTRALIA  
TEL 05 9559 5555 EMAIL mail@metaxasarch.com WEB: www.metaxasarch.com

Client	
BC MOUNT WAVERLEY PROJECT PTY LTD	
Project Name	
RETIREMENT & CHILDCARE DEVELOPMENT	
445 BLACKBURN ROAD, MOUNT WAVERLEY	

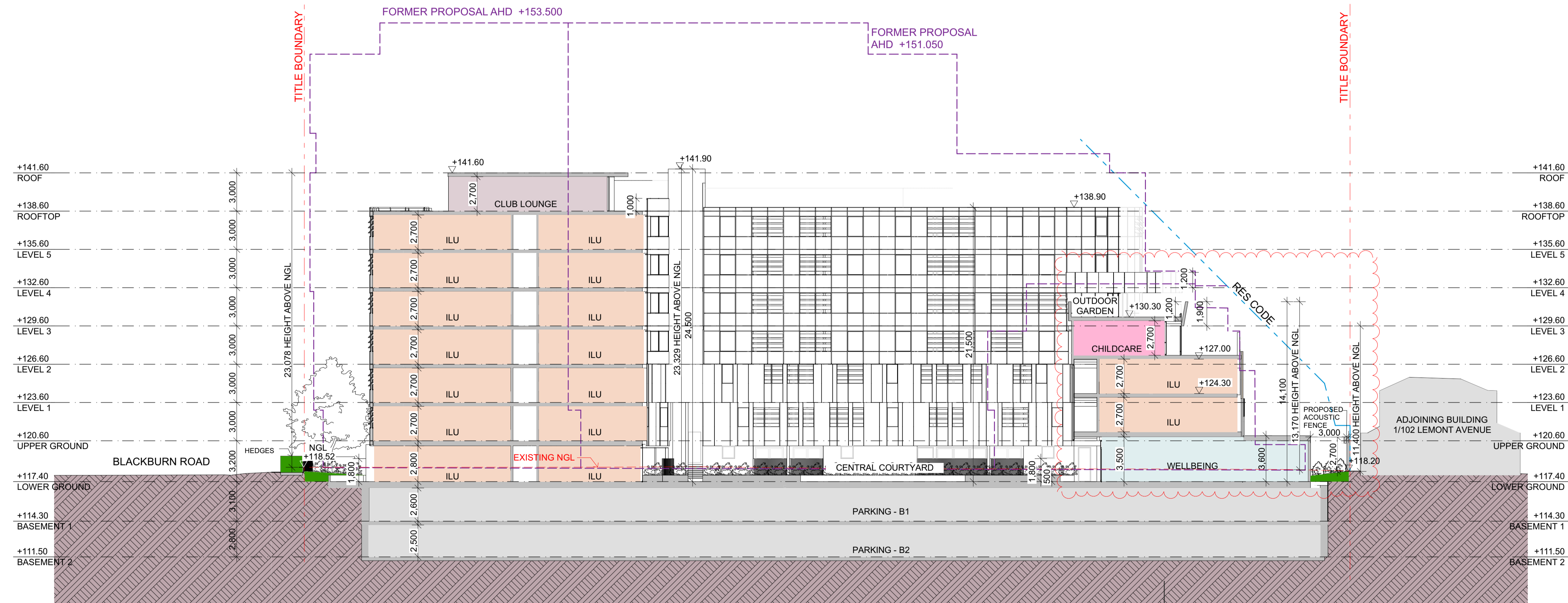
Drawing Title:		
<b>PROPOSED ACOUSTIC FENCE DETAIL</b>		
Scale: 1:100 @ A1	Date: 24.02.2020	
Status: TP	Checked By:	
Project No:	Drawing No.:	Rev.:
19.012	TP3.04	A
Plot Date:	2/21/2020	

BIMcloud: METAXASDC - BIMcloud Basic for ARCHICAD 23/19.012 Blackburn Rd. TP





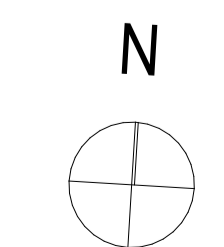
SECTION A



SECTION B



METAXAS ARCHITECTS PTY LTD. ABN G80 796 78656. 665 CARDIGAN STREET, CARLTON VIC 3055. AUSTRALIA  
 TEL 05 9559 5555 EMAIL mail@metaxasarch.com WEB: www.metaxasarch.com



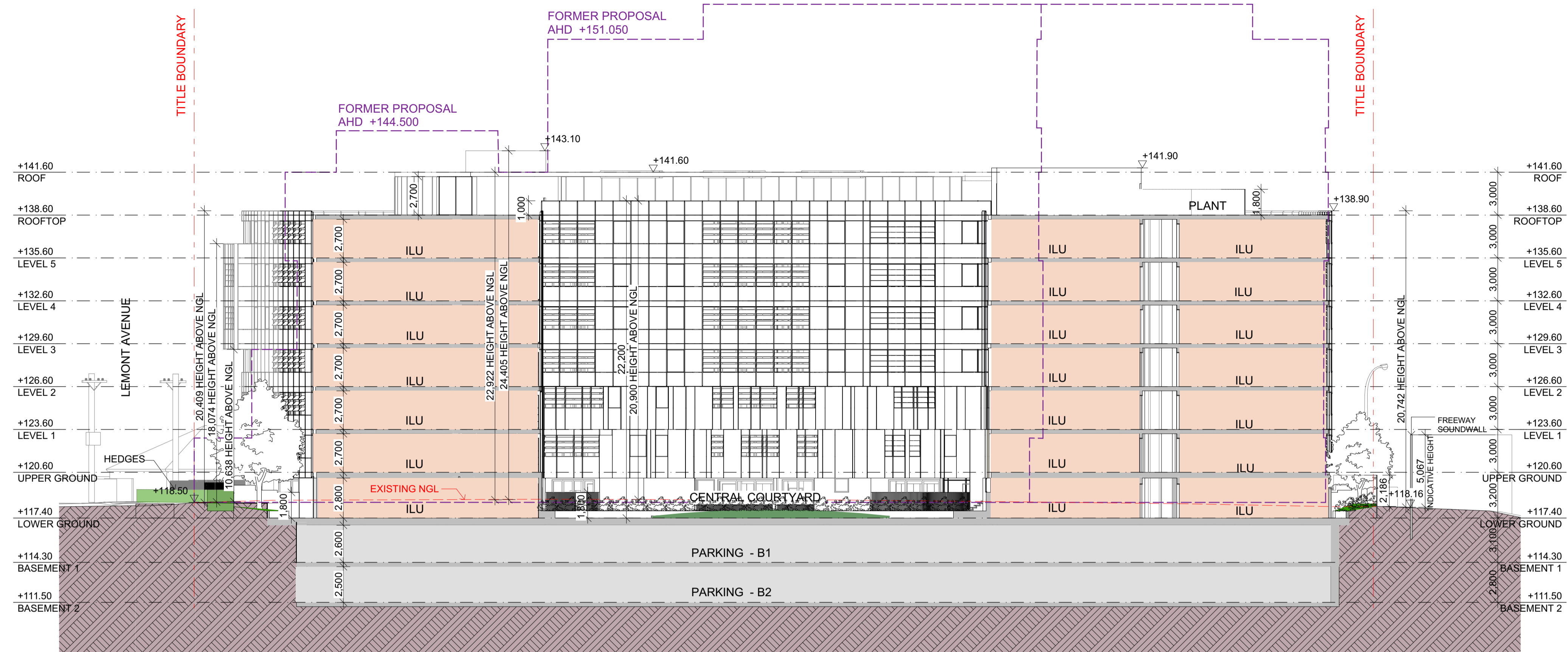
Client	BC MOUNT WAVERLEY PROJECT PTY LTD		
Project Name	RETIREMENT & CHILDCARE DEVELOPMENT 445 BLACKBURN ROAD, MOUNT WAVERLEY		

Drawing Title:	SECTION A & B		
Scale:	1:200 @ A1	Date:	24.02.2020
Status:	TP	Checked By:	
Project No.:	19.012	Drawing No.:	TP4.01
		Rev.:	A

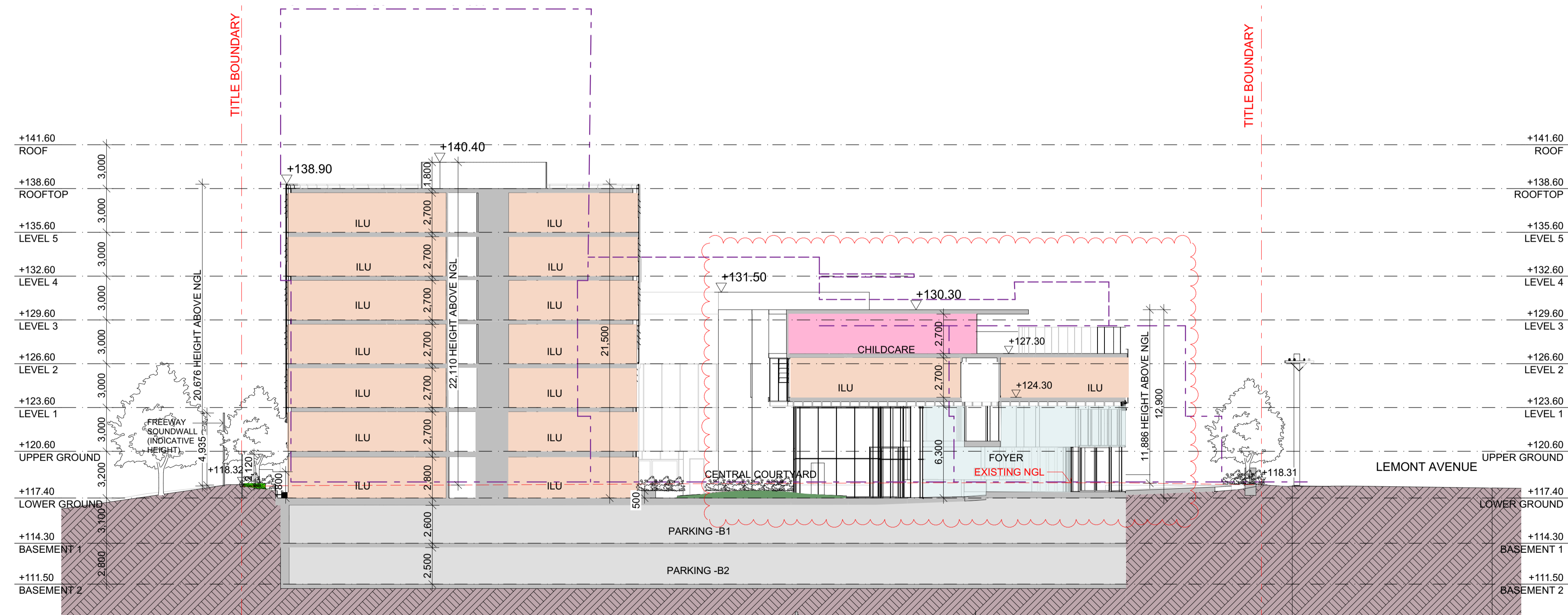
BIMcloud: METAXAS3D - BIMcloud Basic for ARCHICAD 23/19.012 Blackburn Rd\_TP

Plot Date: 2/21/2020





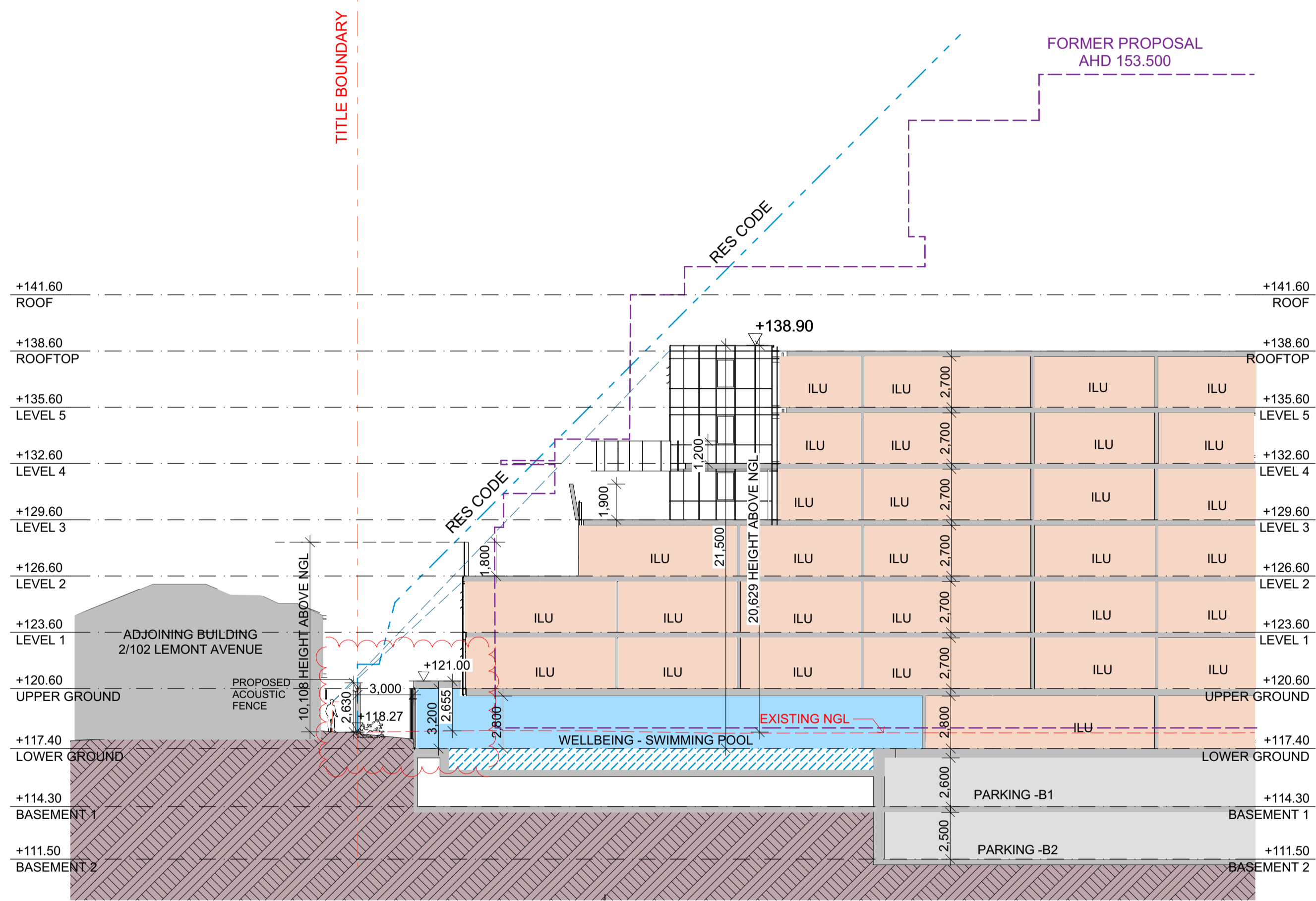
SECTION C



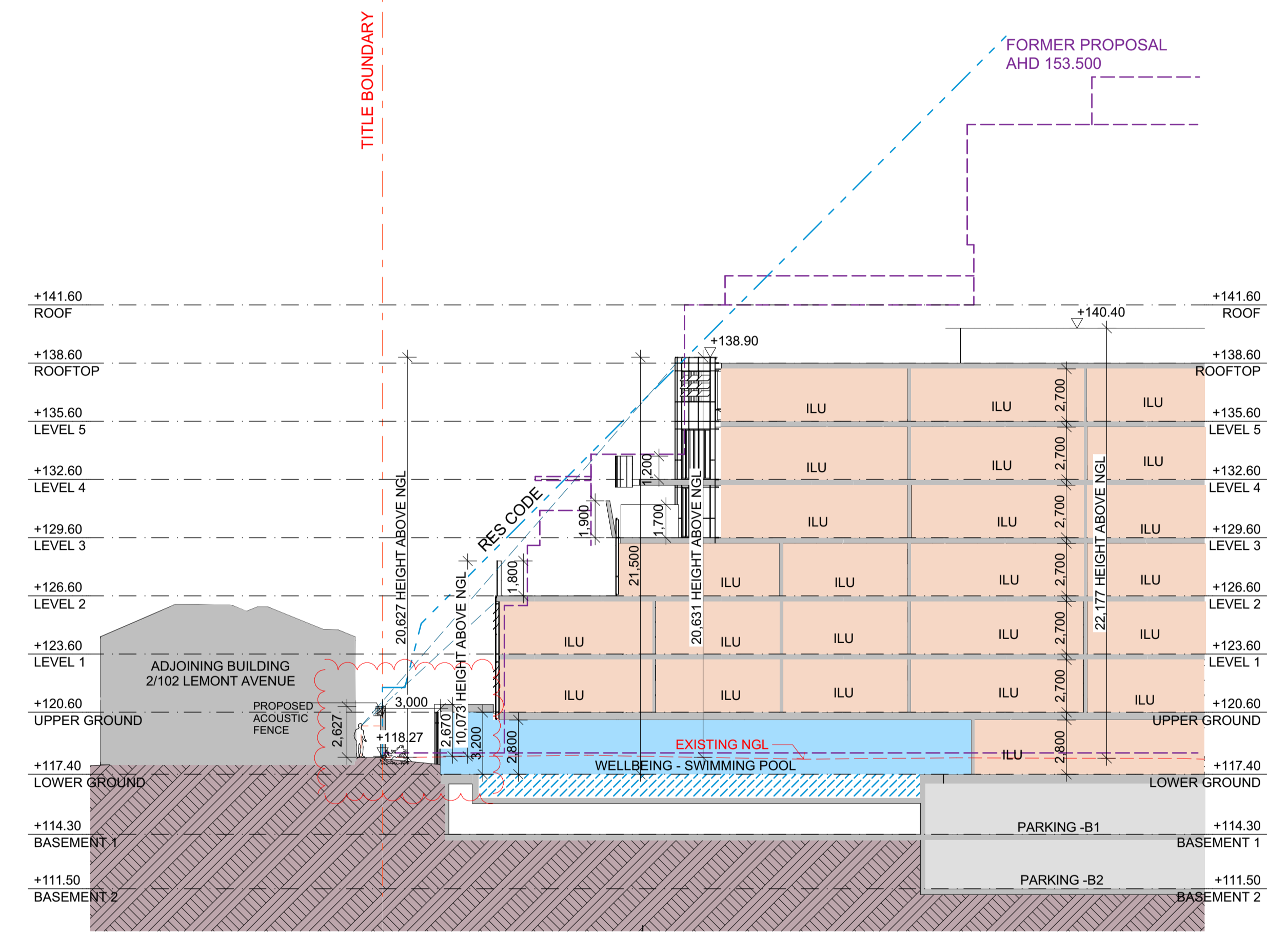
SECTION D



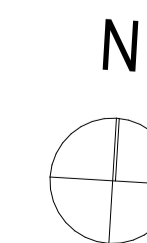




SECTION E



SECTION F

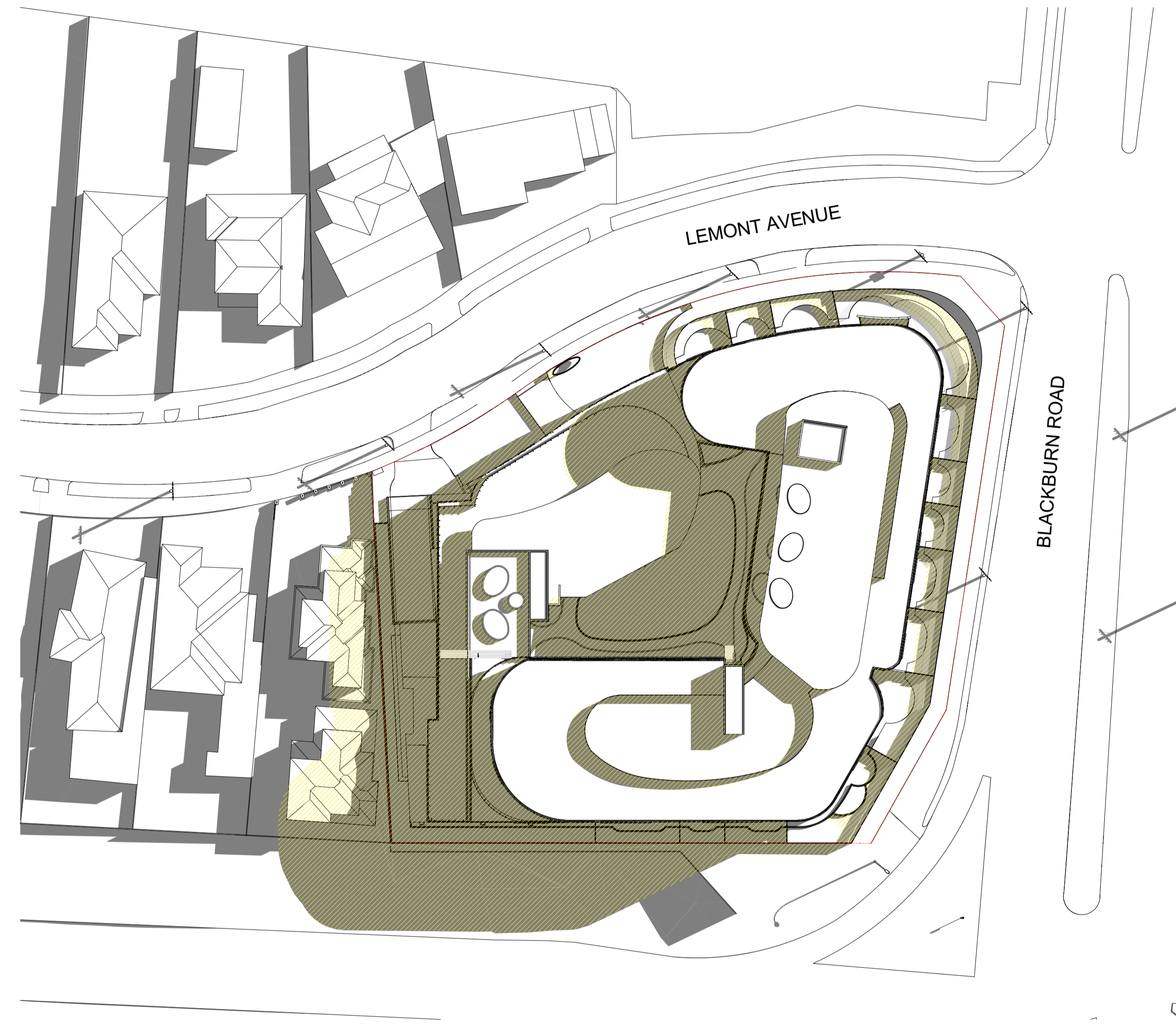






9AM EXISTING SHADOW DIAGRAM

@ 22 SEPTEMBER



9AM PROPOSED SHADOW DIAGRAM

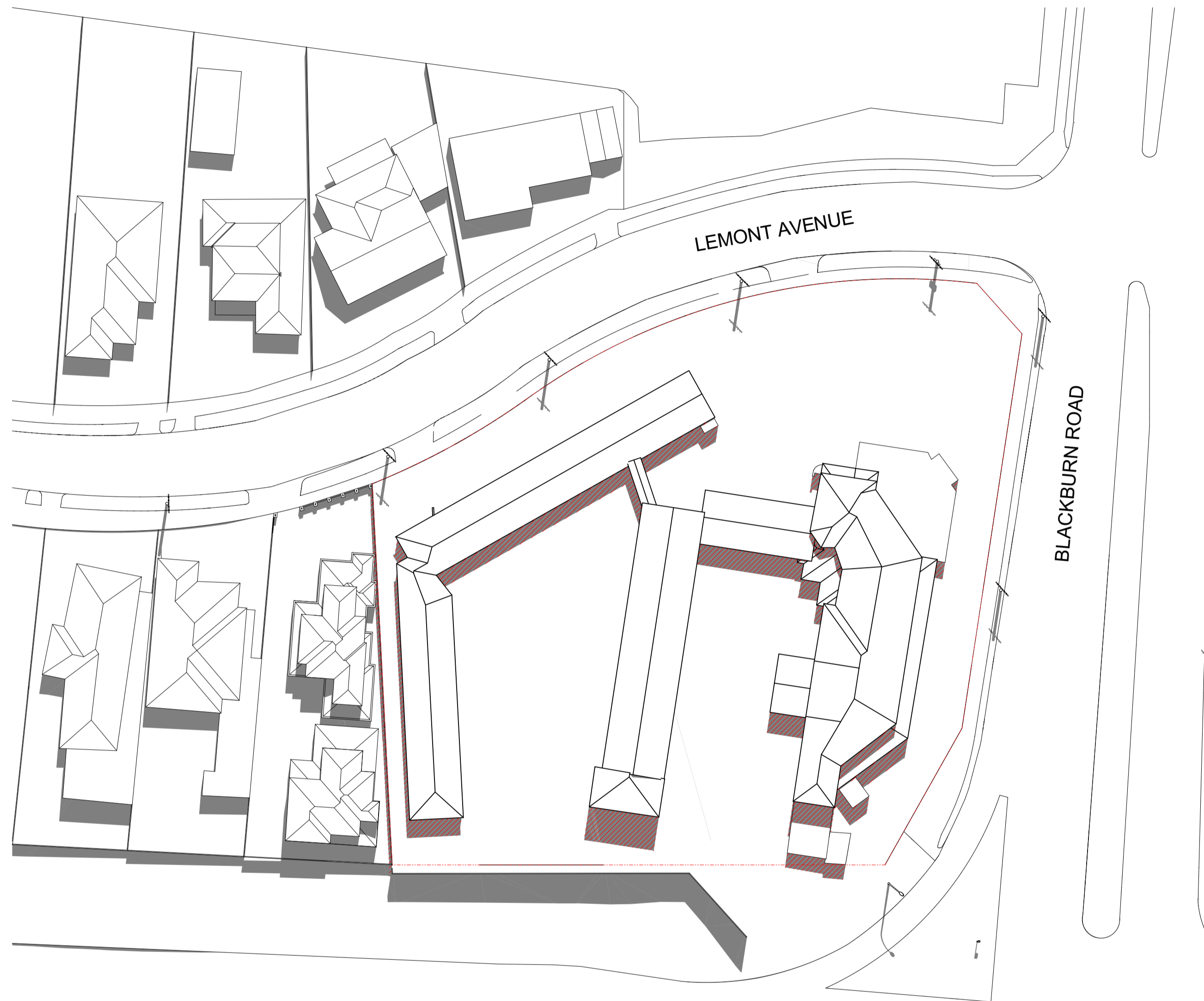
@ 22 SEPTEMBER



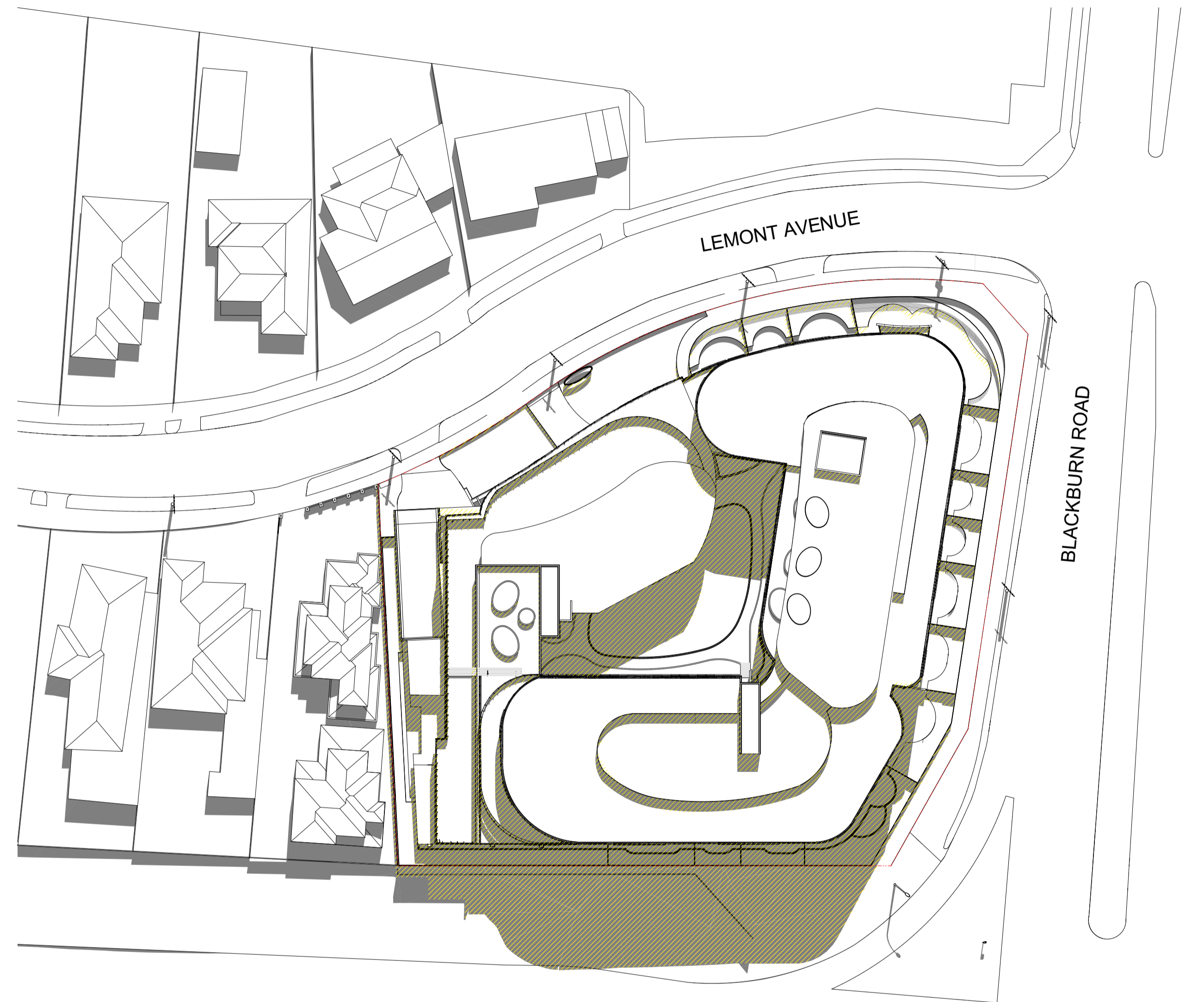
Client BC MOUNT WAVERLEY PROJECT PTY LTD	
Project Name RETIREMENT & CHILDCARE DEVELOPMENT 445 BLACKBURN ROAD, MOUNT WAVERLEY	

Drawing Title: <b>9AM SHADOW</b>		
Scale: 1:500 @ A1	Date: 24.02.2020	
Status: TP	Checked By:	
Project No: <b>19.012</b>	Drawing No.: <b>TP6.01</b>	Rev.: <b>A</b>
Plot Date:	2/24/2020	





**12PM EXISTING SHADOW DIAGRAM**  
@ 22 SEPTEMBER



**12PM PROPOSED SHADOW DIAGRAM**  
@ 22 SEPTEMBER



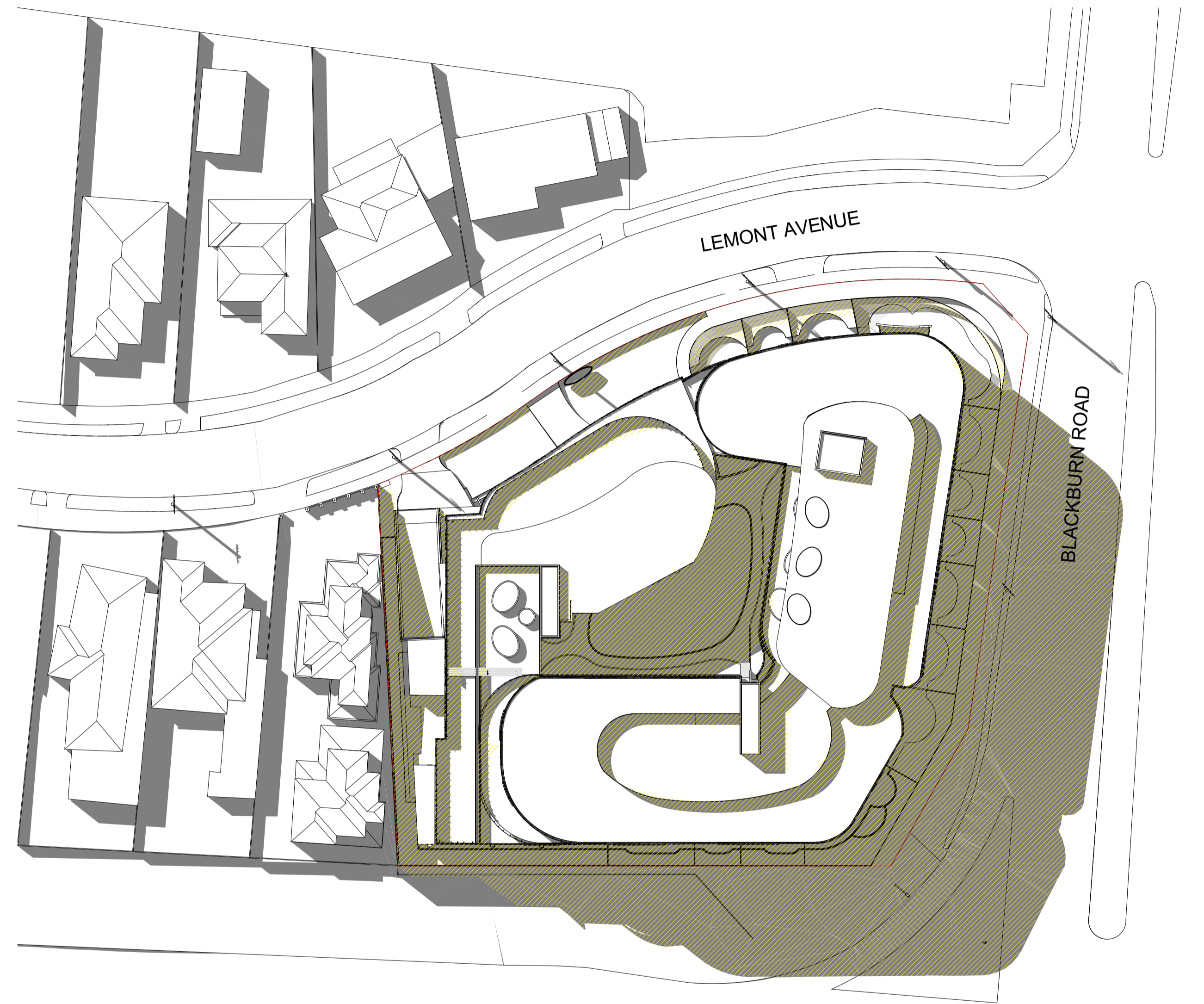
Client <b>BC MOUNT WAVERLEY PROJECT PTY LTD</b>	
Project Name <b>RETIREMENT &amp; CHILDCARE DEVELOPMENT 445 BLACKBURN ROAD, MOUNT WAVERLEY</b>	

Drawing Title: <b>12PM SHADOW</b>		
Scale: 1:500 @ A1	Date: 24.02.2020	
Status: TP	Checked By:	
Project No: <b>19.012</b>	Drawing No.: <b>TP6.02</b>	Rev.: <b>A</b>
Plot Date:	2/24/2020	





**3PM EXISTING SHADOW DIAGRAM**  
@ 22 SEPTEMBER



**3PM PROPOSED SHADOW DIAGRAM**  
@ 22 SEPTEMBER



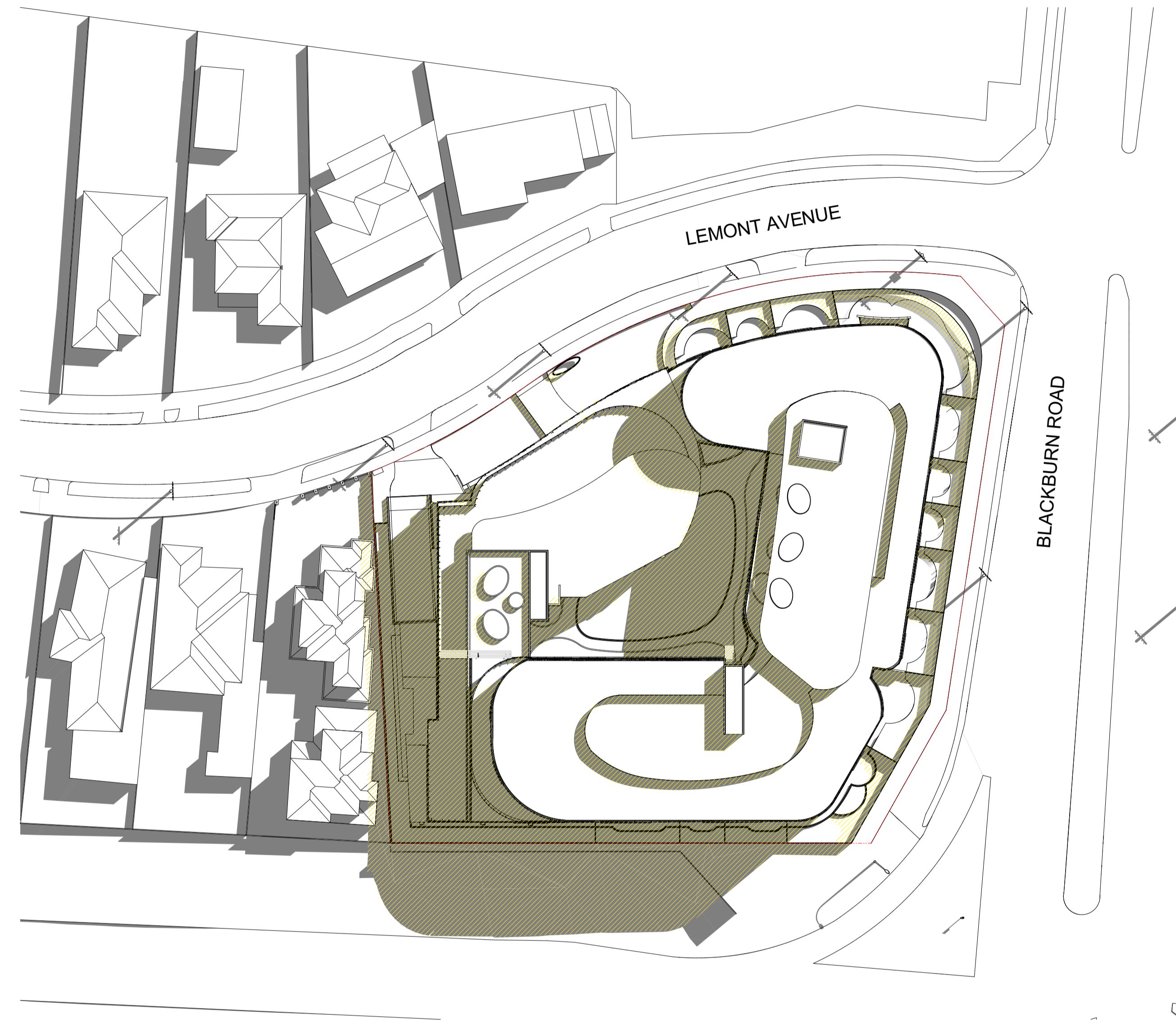
Client BC MOUNT WAVERLEY PROJECT PTY LTD	
Project Name RETIREMENT & CHILDCARE DEVELOPMENT 445 BLACKBURN ROAD, MOUNT WAVERLEY	

Drawing Title: <b>3PM SHADOW</b>		
Scale: 1:500 @ A1	Date: 24.02.2020	
Status: TP	Checked By:	
Project No: <b>19.012</b>	Drawing No.: <b>TP6.03</b>	Rev.: <b>A</b>
Plot Date:	2/24/2020	

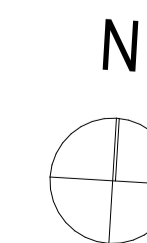




**10AM EXISTING SHADOW DIAGRAM**  
@ 22 SEPTEMBER



**10AM PROPOSED SHADOW DIAGRAM**  
@ 22 SEPTEMBER



Client BC MOUNT WAVERLEY PROJECT PTY LTD	
Project Name RETIREMENT & CHILDCARE DEVELOPMENT 445 BLACKBURN ROAD, MOUNT WAVERLEY	

Drawing Title:  
**10AM SHADOW**

Scale: 1:500 @ A1 Date: 24.02.2020

Status: TP Checked By:

Project No.: Drawing No.: Rev.:

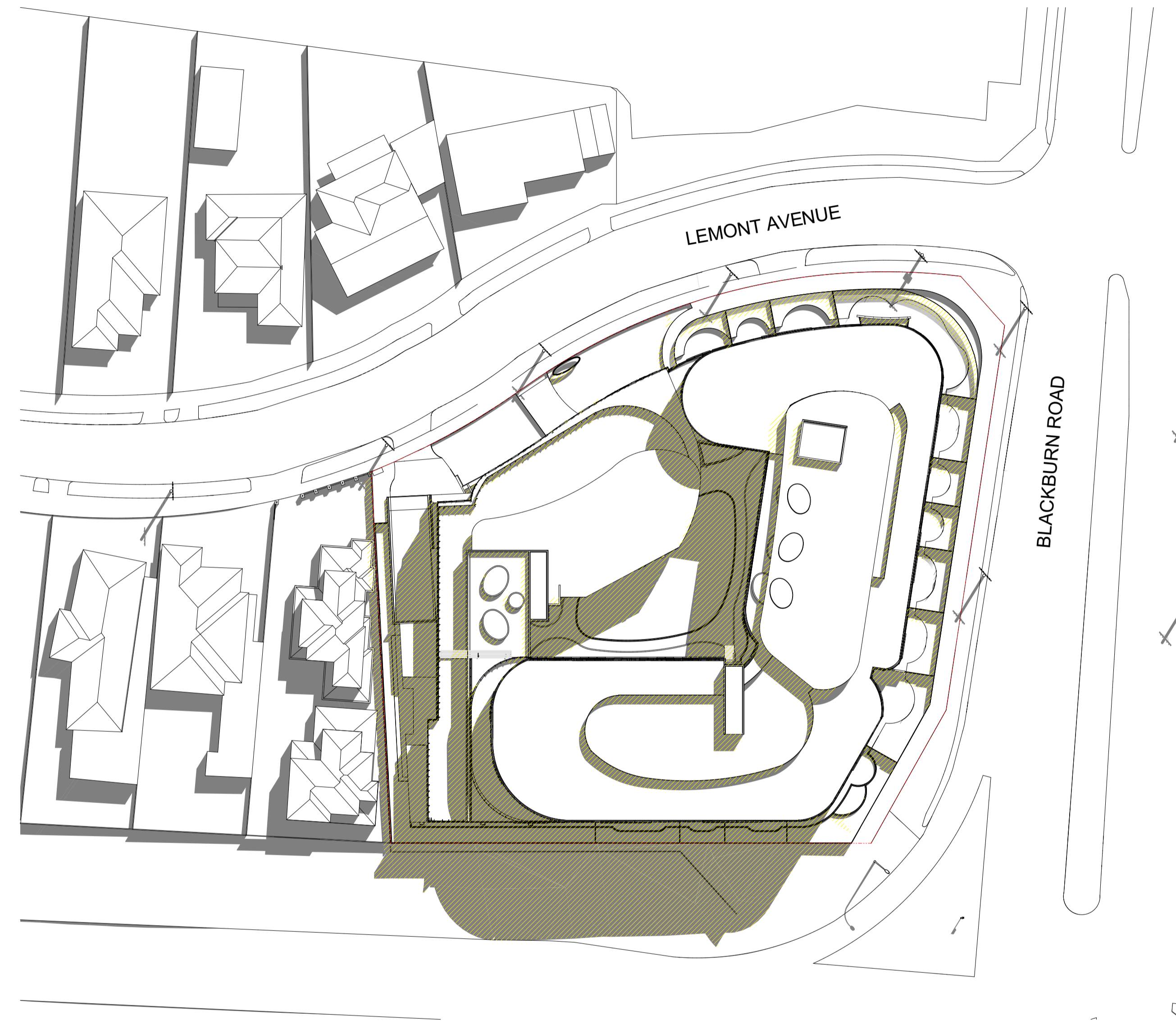
19.012 TP6.04 A

Plot Date: 2/24/2020

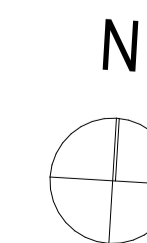




**11AM EXISTING SHADOW DIAGRAM**  
@ 22 SEPTEMBER



**11AM PROPOSED SHADOW DIAGRAM**  
@ 22 SEPTEMBER



Client BC MOUNT WAVERLEY PROJECT PTY LTD	
Project Name RETIREMENT & CHILDCARE DEVELOPMENT 445 BLACKBURN ROAD, MOUNT WAVERLEY	

Drawing Title: <b>11AM SHADOW</b>		
Scale: 1:500 @ A1	Date: 24.02.2020	
Status: TP	Checked By:	
Project No: <b>19.012</b>	Drawing No.: <b>TP6.05</b>	Rev.: <b>A</b>
Plot Date:	2/24/2020	



# AREA SUMMARY

FLOOR LEVEL	CAR PARK/ SERVICES	CHILDCARE		COMMUNAL		ILU (NETT AREA)		CIRCULATION (GROSS)	TOTAL
		INTERNAL	EXTERNAL	INTERNAL	EXTERNAL	INTERNAL	EXTERNAL		
B2	4289								4289
B1	4206								4206
LOWER GROUND	64			860	719	1795	1008	543	4989
UPPER GROUND						2591	352	463	3406
LEVEL 1						2866	400	465	3731
LEVEL 2		598	586			1871	265	344	3664
LEVEL 3				57	165	1914	329	306	2771
LEVEL 4						1981	329	298	2608
LEVEL 5						1949	276	298	2523
ROOFTOP	343			411	244			35	1033
<b>TOTAL</b>	<b>8902</b>	<b>598</b>	<b>586</b>	<b>1328</b>	<b>1128</b>	<b>14967</b>	<b>2959</b>	<b>2752</b>	<b>33220</b>

no units 186  
 average size 80.47 15.91

## INDEPENDENT LIVING UNIT

FLOOR LEVEL	UNIT	UNIT AREA (SQM)	TERRACE/POS AREA	1BED	2BED	3BED	STORAGE VOLUME	
							INTERNAL	EXTERNAL
LOWER GROUND	ALG.01	104	56		1		9	8.2
	ALG.02	61	45	1			8.2	7.9
	ALG.03	85	63		1		9	6.5
	ALG.04	107	149			1	12	5.7
	ALG.05	86	64		1		9	11.4
	ALG.06	61	44	1			8.2	7.8
	ALG.07	61	44	1			8.2	6.2
	ALG.08	84	62		1		9	6.3
	ALG.09	85	64		1		9	6.6
	ALG.10	61	9	1			8.2	6.7
	ALG.11	84	14		1		9	6.3
	ALG.12	88	8		1		9	6.6
	BLG.01	99	19		1		9	6.6
	BLG.02	86	92		1		9	6.3
	BLG.03	112	105			1	12	6.6
	BLG.04	84	43		1		9	6.6
	BLG.05	61	30	1			8.2	6.6
	BLG.06	119	53			1	12	6.6
	BLG.07	61	10	1			8.2	6.6
	BLG.08	84	14		1		9	6.6
BLG.09	61	10	1			8.2	6.6	
BLG.10	61	10	1			8.2	6.6	
<b>SUBTOTAL</b>	<b>22</b>	<b>1795</b>	<b>1008</b>	<b>8</b>	<b>11</b>	<b>3</b>		

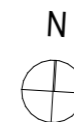
SITE AREA 6,350 SQM

	AREA (SQM)	PERCENTAGE (%)
SITE COVERAGE	4036	63.6%
PERMEABLE AREA	1455	22.9%
GREEN AREA	2266	35.7%

FLOOR LEVEL	UNIT	UNIT AREA (SQM)	TERRACE/POS AREA	1BED	2BED	3BED	STORAGE VOLUME	
							INTERNAL	EXTERNAL
UPPER GROUND	AG.01	104	13			1	12	17.7
	AG.02	61	9	1			8.2	6.4
	AG.03	85	13		1		9	6.1
	AG.04	107	11			1	12	6.1
	AG.05	85	13		1		9	6.1
	AG.06	61	9	1			6	6.1
	AG.07	61	9	1			8.2	6.4
	AG.08	83	13		1		9	10.7
	AG.09	85	13		1		9	6
	AG.10	61	9	1			8.2	6.9
	AG.11	83	13		1		9	7.4
	AG.12	88	8		1		9	9.1
	BG.01	99	11		1		9	8.7
	BG.02	86	8		1		9	8.6
	BG.03	110	12			1	12	8.6
	BG.04	83	13		1		9	8.5
	BG.05	61	9	1			8.2	9.2
	BG.06	61	9	1			8.2	6.2
	BG.07	84	14		1		9	6.6
	BG.08	61	9	1			8.2	7.5
	BG.09	61	9	1			8.2	7.6
	BG.10	107	14			1	12	14.1
	BG.11	95	12		1		9	6.1
	BG.12	61	9	1			8.2	6
	BG.13	83	13		1		9	5.5
BG.14	61	9	1			8.2	5.5	
BG.15	61	9	1			8.2	6.6	
CG.01	62	9	1			8.2	6.2	
CG.02	90	18		1		9	8.9	
CG.03	116	12			1	12	11.7	
CG.04	66	7	1			7	8.3	
CG.05	119	13			1	12	8.9	
<b>SUBTOTAL</b>	<b>32</b>	<b>2591</b>	<b>352</b>	<b>13</b>	<b>13</b>	<b>6</b>		

# METAXAS

METAXAS ARCHITECTS PTY LTD: ABN 680 796 78656: GGS CARDIGAN STREET, CARLTON VIC 3055: AUSTRALIA  
 TEL: 05 9559 5555 EMAIL: mail@metaxasarch.com WEB: www.metaxasarch.com



Client BC MOUNT WAVERLEY PROJECT PTY LTD	
Project Name RETIREMENT & CHILDCARE DEVELOPMENT 445 BLACKBURN ROAD, MOUNT WAVERLEY	

Drawing Title: <b>DEVELOPMENT SUMMARY (1/2)</b>	
Scale: @A3	Date: 24.02.2020
Status: TP	Checked By:
Project No: 19.012	Drawing No.: TP8.02
	Rev.: A

BIMcloud: METAXASOC - BIMcloud Basic for ARCHICAD 2319.012 Blackburn Rd, TP

Plot Date: 2/21/2020



FLOOR LEVEL	UNIT	UNIT AREA (SQM)	TERRACE/POS AREA	1BED	2BED	3BED	STORAGE VOLUME	
							INTERNAL	EXTERNAL
LEVEL 1	A1.01	104	13			1	12	10
	A1.02	61	9	1			8.2	6.2
	A1.03	85	13		1		9	5.3
	A1.04	107	11			1	12	5.5
	A1.05	86	13		1		9	6.5
	A1.06	61	9	1			8.2	12
	A1.07	61	9	1			8.2	5.2
	A1.08	83	13		1		9	5.7
	A1.09	86	13		1		9	8
	A1.10	61	9	1			8.2	7.3
	A1.11	83	13		1		9	8.5
	A1.12	88	8		1		9	14.2
	B1.01	99	11		1		9	6.1
	B1.02	86	8		1		9	6.7
	B1.03	110	12			1	12	17.1
	B1.04	83	13		1		9	7.7
	B1.05	61	9	1			8.2	6.7
	B1.06	61	9	1			8.2	6.7
	B1.07	83	13		1		9	6.6
	B1.08	61	9	1			8.2	6.7
	B1.09	61	9	1			8.2	6.7
	B1.10	107	14			1	12	12.6
	B1.11	95	12		1		9	6.8
	B1.12	61	9	1			8.2	7.6
	B1.13	83	13		1		9	5.7
	B1.14	61	9		1		8.2	6.1
	B1.15	61	9	1			8.2	7.3
	C1.01	62	9	1			6	10.3
	C1.02	87	15		1		9	11.8
	C1.03	114	12			1	12	11.6
	C1.04	60	8		1		8.2	6.1
	C1.05	84	16		1		9	6.1
	C1.06	91	17		1		9	6.1
	C1.07	82	8		1		9	10.8
	C1.08	83	13		1		9	7.6
	C1.09	64	10		1		7	8.6
<b>SUBTOTAL</b>	<b>36</b>	<b>2866</b>	<b>400</b>	<b>14</b>	<b>17</b>	<b>5</b>		

FLOOR LEVEL	UNIT	UNIT AREA (SQM)	TERRACE/POS AREA	1BED	2BED	3BED	STORAGE VOLUME	
							INTERNAL	EXTERNAL
LEVEL 2	A2.01	107	20			1	12	
	A2.02	61	9	1			8.2	
	A2.03	85	13		1		9	5.
	A2.04	107	12			1	12	
	A2.05	86	13		1		9	
	A2.06	61	9	1			8.2	
	A2.07	61	9	1			8.2	6.
	A2.08	83	13		1		9	6.
	A2.09	86	13		1		9	5.
	A2.10	61	9	1			8.2	5.
	A2.11	83	13		1		9	5.
	A2.12	88	8		1		9	9.
	B2.01	92	11		1		9	6.
	B2.02	85	8		1		9	5.
	B2.03	110	12			1	12	6.
	B2.04	83	13		1		9	7.
	B2.05	61	9	1			8.2	6.
	B2.06	61	9	1			8.2	11.
	B2.07	83	13		1		9	5.
	B2.08	61	9	1			8.2	6.
	B2.09	61	9	1			8.2	
	B2.10	83	13		1		9	7.
	B2.11	61	9	1			8.2	1.
	B2.12	61	9	1			8.2	6.
<b>SUBTOTAL</b>	<b>24</b>	<b>1871</b>	<b>265</b>	<b>10</b>	<b>11</b>	<b>3</b>		

FLOOR LEVEL	UNIT	UNIT AREA (SQM)	TERRACE/POS AREA	1BED	2BED	3BED	STORAGE VOLUME	
							INTERNAL	EXTERNAL
LEVEL 3	A3.01	98	17			1	12	8.2
	A3.02	61	9	1			8.2	6.2
	A3.03	85	13		1		9	5.5
	A3.04	107	20			1	12	5.5
	A3.05	86	13		1		9	5.5
	A3.06	61	9	1			8.2	5.5
	A3.07	61	9	1			8.2	5.5
	A3.08	83	13		1		9	5.9
	A3.09	86	13		1		9	6
	A3.10	61	9	1			8.2	5.3
	A3.11	83	13		1		9	6.4
	A3.12	88	8		1		9	7.8
	B3.01	92	11		1		9	7.8
	B3.02	85	8		1		9	7.7
	B3.03	110	12			1	12	12.3
	B3.04	83	13		1		9	7.9
	B3.05	61	9	1			8.2	6.5
	B3.06	61	9	1			8.2	5.7
	B3.07	83	13		1		9	7.8
	B3.08	105	55		1		9	11.4
	B3.09	69	22	1			9	6.2
	B3.10	83	13		1		9	6.3
	B3.11	61	9	1			8.2	6.6
	B3.12	61	9	1			8.2	6.7
<b>SUBTOTAL</b>	<b>24</b>	<b>1914</b>	<b>329</b>	<b>9</b>	<b>12</b>	<b>3</b>		

FLOOR LEVEL	UNIT	UNIT AREA (SQM)	TERRACE/POS AREA	1BED	2BED	3BED	STORAGE VOLUME	
							INTERNAL	EXTERNAL
LEVEL 4	A4.01	98	17			1	12	6.3
	A4.02	61	9	1			8.2	6.6
	A4.03	85	13		1		9	6.6
	A4.04	107	20			1	12	6.3
	A4.05	86	13		1		9	6.6
	A4.06	61	9	1			8.2	6.6
	A4.07	61	9	1			8.2	6.6
	A4.08	83	13		1		9	6.6
	A4.09	86	13		1		9	6.6
	A4.10	61	9	1			8.2	6.6
	A4.11	83	13		1		9	6.6
	A4.12	88	8		1		9	6.6
<b>SUBTOTAL</b>	<b>24</b>	<b>1981</b>	<b>329</b>	<b>8</b>	<b>11</b>	<b>5</b>		

FLOOR LEVEL	UNIT	UNIT AREA (SQM)	TERRACE/POS AREA	1BED	2BED	3BED	STORAGE VOLUME	
							INTERNAL	EXTERNAL
LEVEL 5	A5.01	98	17			1	12	17.7
	A5.02	61	9	1			8.2	6.4
	A5.03	85	13		1		9	6.1
	A5.04	107	20			1	12	6.1
	A5.05	86	13		1		9	6.1
	A5.06	61	9	1			8.2	6.1
	A5.07	61	9	1			8.2	6.4
	A5.08	83	13		1		9	10.7
	A5.09	86	13		1		9	6
	A5.10	61	9	1			8.2	6.9
	A5.11	83	13		1		9	8
	A5.12	88	8		1		9	7.1
	B5.01	92	11		1		9	9.9
	B5.02	85	8		1		9	6.3
	B5.03	110	12			1	12	11
	B5.04	83	13		1		9	6
	B5.05	61	9	1			8.2	6.5
	B5.06	61	9	1			8.2	6.1
	B5.07	83	13		1		9	8.3
	B5.08	106	12			1	12	11.7
	B5.09	103	12			1	12	7.7
	B5.10	83	13		1		9	6.9
	B5.11	61	9	1			8.2	6.9
	B5.12	61	9	1			8.2	7
<b>SUBTOTAL</b>	<b>24</b>	<b>1949</b>	<b>276</b>	<b>8</b>	<b>11</b>	<b>5</b>		

<b>TOTAL</b>	<b>186</b>	<b>14967</b>	<b>2959</b>	<b>70</b>	<b>86</b>	<b>30</b>		
--------------	------------	--------------	-------------	-----------	-----------	-----------	--	--

38% 46% 16%

**METAXAS**

METAXAS ARCHITECTS PTY LTD. ABN 680 796 78656. GGS CARDIGAN STREET, CARLTON VIC 3055. AUSTRALIA  
TEL 05 9559 5555 EMAIL mail@metaxasarch.com WEB: www.metaxasarch.com



Client  
BC MOUNT WAVERLEY PROJECT PTY LTD  
Project Name  
RETIREMENT & CHILDCARE DEVELOPMENT  
445 BLACKBURN ROAD, MOUNT WAVERLEY

Drawing Title:  
**DEVELOPMENT SUMMARY (2/2)**

Scale: @A3 Date: 24.02.2020

Status: TP Checked By:

Project No: Drawing No.: Rev.:

19.012 TP8.02 A

Plot Date: 2/2/2020

BIMcloud: METAXASOC - BIMcloud Basic for ARCHICAD 23/19.012 Blackburn Rd, TP