



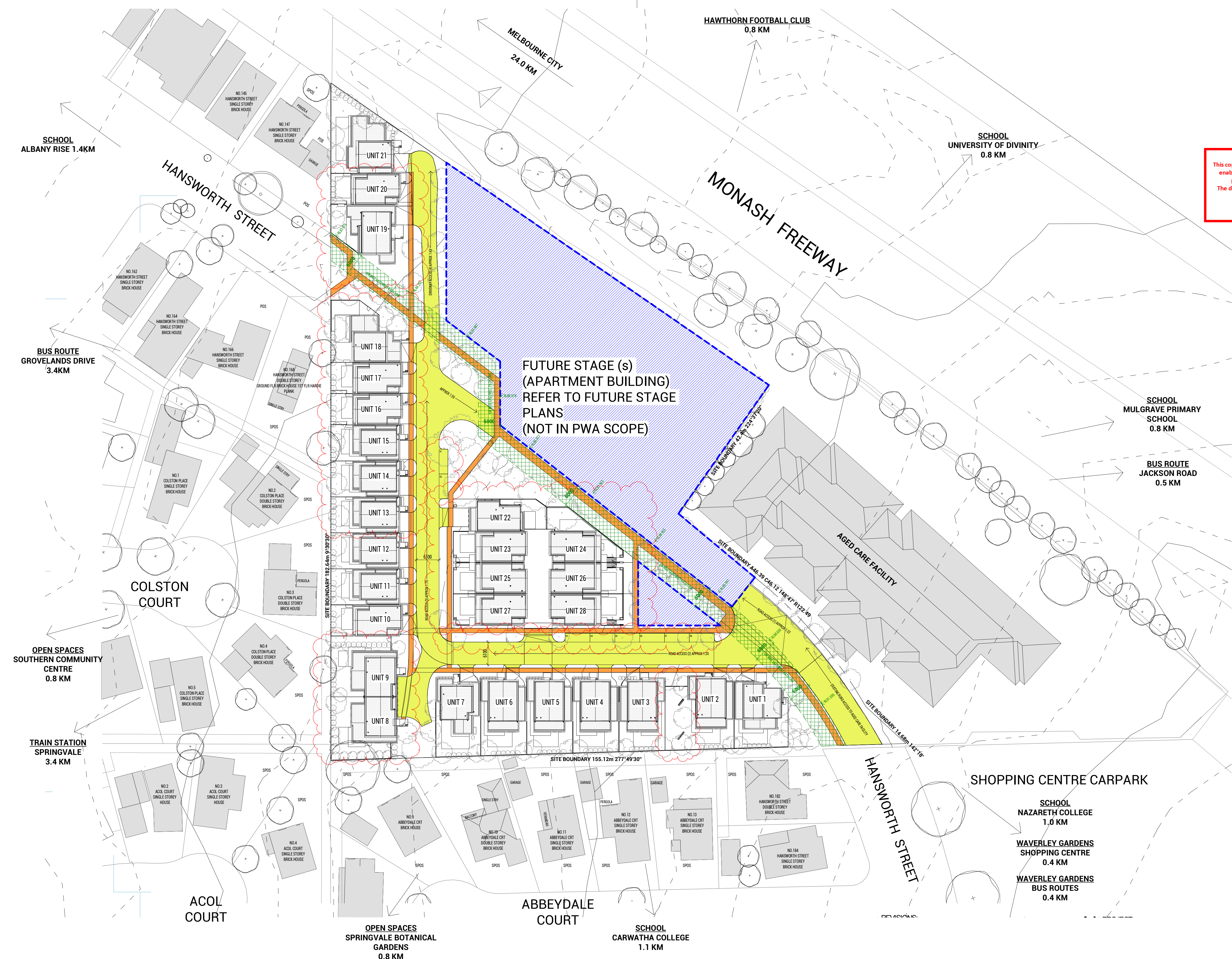


ADVERTISED COPY - CITY OF MONASH  
 This copied document is made available for the sole purpose of enabling its consideration and review as part of a planning process under the Planning and Environment Act. The document must not be used for any purpose which may breach copyright.



Revision			Issued By
No.	Date	Notes	
1	20.12.16	ISSUED FOR STA APPLICATION	JK





**LEGEND:**

- FUTURE STAGE
- ROADWAY
- FOOTPATH
- 6M WIDE PEDESTRIAN LINK

ADVERTISED COPY - CITY OF MONASH  
 This copied document is made available for the sole purpose of enabling its consideration and review as part of a planning process under the Planning and Environment Act.  
 The document must not be used for any purpose which may breach copyright.

**TOWN PLANNING**

**PWA**  
 Architecture | Interior Design  
 Parallel Workshop Pty Ltd  
 ACN 611 137 458  
 A: 10 Elizabeth Street, Richmond VIC 3121  
 E: info@parallelworkshop.com.au  
 T: +61 03 90020100

Copyright © Parallel Workshop Pty Ltd.  
 The drawings, designs, and specifications and copyright therein are the property of Parallel Workshop Pty Ltd, and must not be used, copied, or reproduced wholly or in part without the express written permission of Parallel Workshop Pty Ltd.  
 Do not scale drawings. Use given dimensions only.  
 Any discrepancy in drawings or specifications shall be referred to Parallel Workshop Pty Ltd.

Project	<b>PROPOSED TOWNHOUSE DEVELOPMENT</b> 149 HANSWORTH STREET, MULGRAVE
Client	<b>MONOLITH PROJECTS</b>

Revision			Issued By
No.	Date	Notes	
1	20.12.16	ISSUED FOR RTA APPLICATION	JX

Title  
**CONTEXT PLAN**

Sheet Status  
**TOWN PLANNING**  
**NOT FOR CONSTRUCTION**

Sheet No.  
**TP009**

Scale  
As indicated at A1

Date  
20.12.16

Revision  
-

Project No.  
**19365**

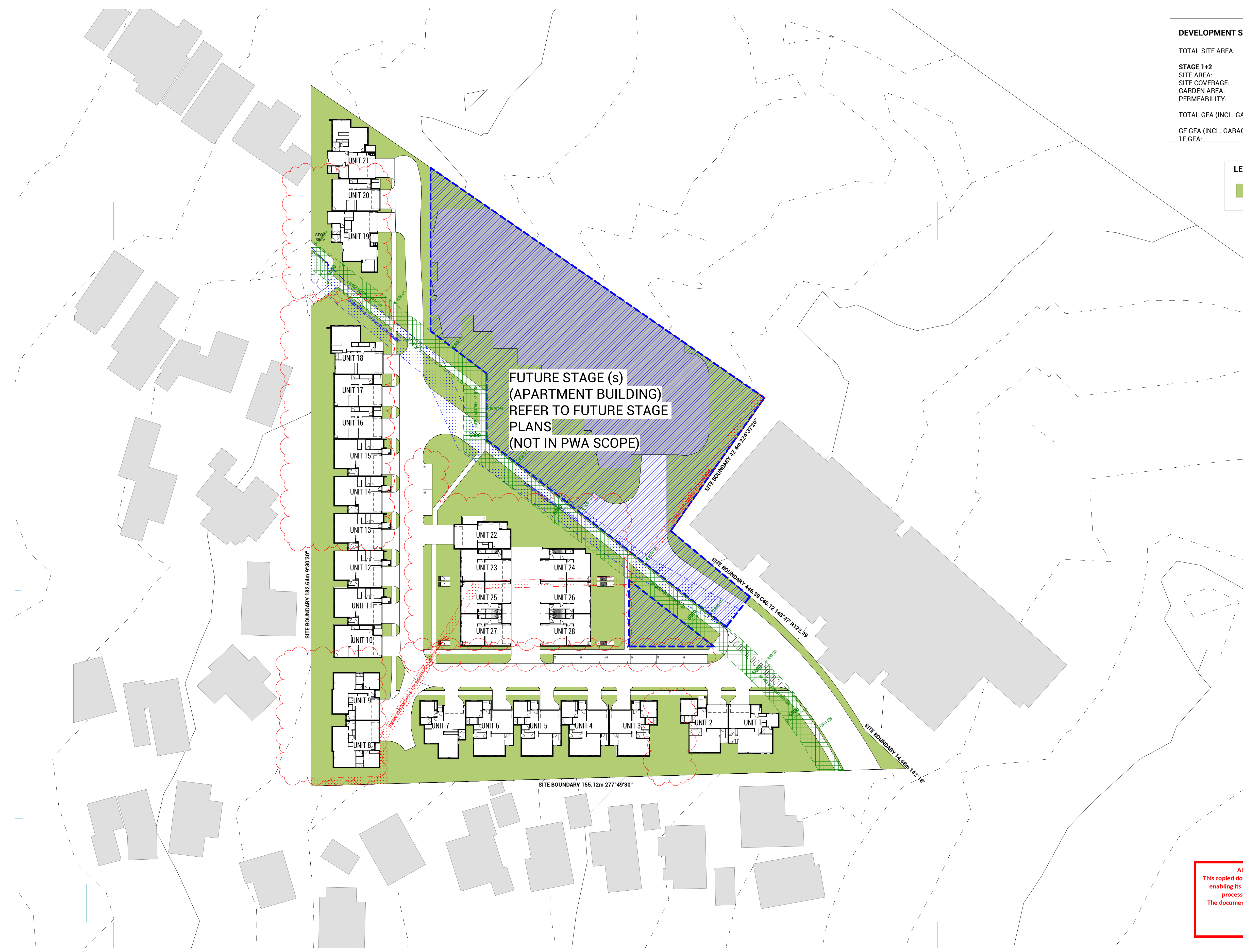


**DEVELOPMENT SUMMARY (STAGE 1+2)**

TOTAL SITE AREA:	16685.2m <sup>2</sup>	
<b>STAGE 1+2</b>		
SITE AREA:	11978.6m <sup>2</sup>	31.6%
GARDEN AREA:	5496.4m <sup>2</sup>	45.9%
PERMEABILITY:	4787.5m <sup>2</sup>	40.0%
TOTAL GFA (INCL. GARAGE):	5888m <sup>2</sup>	
GF GFA (INCL. GARAGE):	3478m <sup>2</sup>	
1F GFA:	2410m <sup>2</sup>	

**LEGEND:**

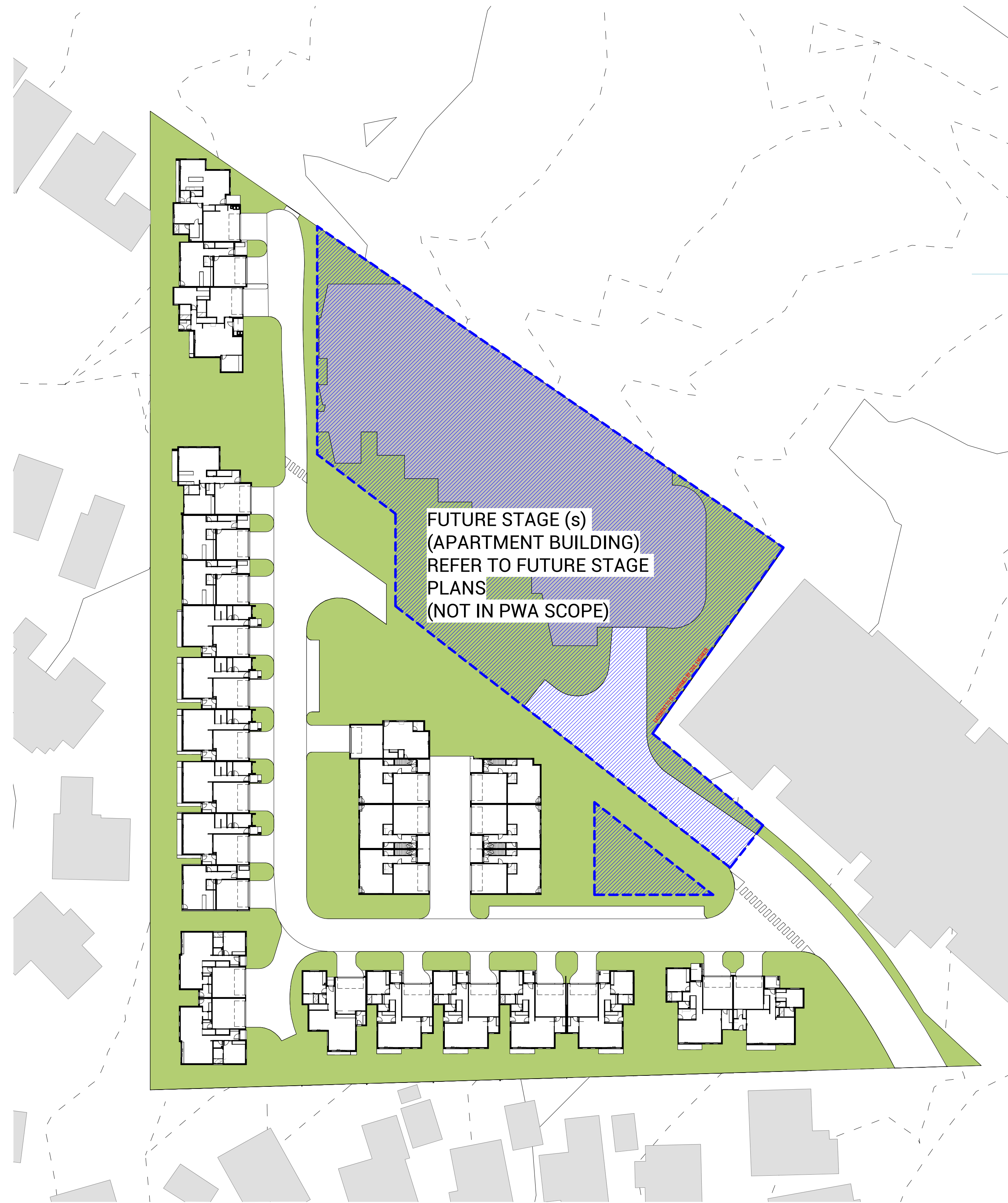
GARDEN AREA



**ADVERTISED COPY - CITY OF MONASH**  
 This copied document is made available for the sole purpose of enabling its consideration and review as part of a planning process under the Planning and Environment Act. The document must not be used for any purpose which may breach copyright.

No.	Date	Notes	Issued By
1	20.12.16	ISSUED FOR STA APPLICATION	JX





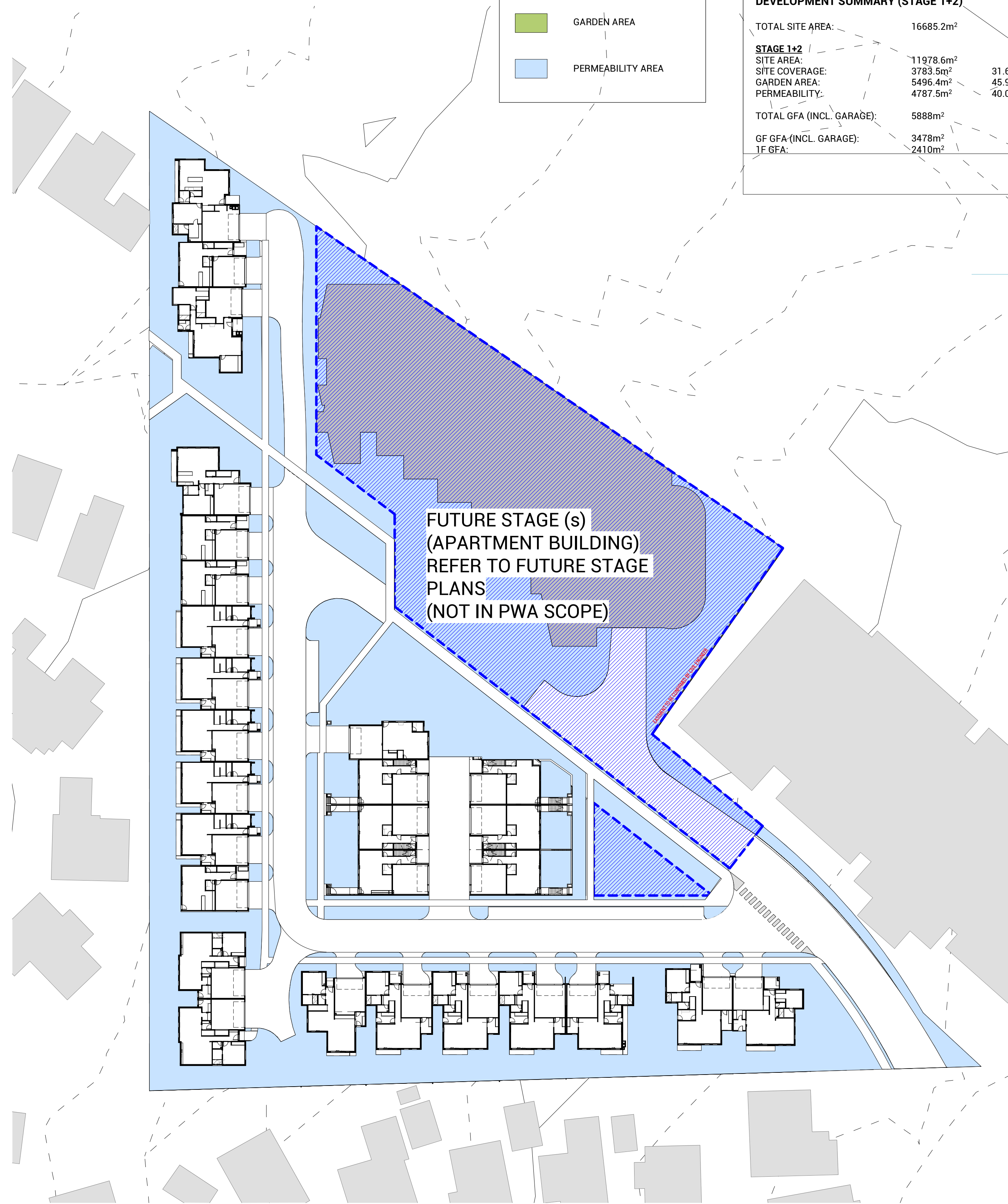
FUTURE STAGE (s)  
(APARTMENT BUILDING)  
REFER TO FUTURE STAGE  
PLANS  
(NOT IN PWA SCOPE)

**LEGEND:**

<span style="display:inline-block; width:15px; height:10px; background-color:lightgreen;"></span>	GARDEN AREA
<span style="display:inline-block; width:15px; height:10px; background-color:lightblue;"></span>	PERMEABILITY AREA

**DEVELOPMENT SUMMARY (STAGE 1+2)**

TOTAL SITE AREA:	16685.2m <sup>2</sup>	
<b>STAGE 1+2</b>		
SITE AREA:	11978.6m <sup>2</sup>	31.6%
SITE COVERAGE:	3783.5m <sup>2</sup>	45.9%
GARDEN AREA:	5496.4m <sup>2</sup>	40.0%
PERMEABILITY:	4787.5m <sup>2</sup>	
TOTAL GFA (INCL. GARAGE):	5888m <sup>2</sup>	
GF GFA (INCL. GARAGE):	3478m <sup>2</sup>	
1F GFA:	2410m <sup>2</sup>	



FUTURE STAGE (s)  
(APARTMENT BUILDING)  
REFER TO FUTURE STAGE  
PLANS  
(NOT IN PWA SCOPE)

1 TP - GARDEN AREA CALCULATION PLAN  
SCALE 1 : 500

2 TP - PERMEABILITY PLAN  
SCALE 1 : 500

**ADVERTISED COPY - CITY OF MONASH**  
 This copied document is made available for the sole purpose of enabling its consideration and review as part of a planning process under the Planning and Environment Act.  
 The document must not be used for any purpose which may breach copyright.

Revision No.	Date	Notes	Issued By
1	20.12.16	ISSUED FOR RTA APPLICATION	JX





ADVERTISED COPY - CITY OF MONASH  
 This copied document is made available for the sole purpose of enabling its consideration and review as part of a planning process under the Planning and Environment Act.  
 The document must not be used for any purpose which may breach copyright.

DEVELOPMENT SUMMARY (STAGE 1+2)			
TOTAL SITE AREA:	16685.2m <sup>2</sup>		
<b>STAGE 1+2</b>			
SITE AREA:	11978.6m <sup>2</sup>	31.6%	
SITE COVERAGE:	3783.5m <sup>2</sup>	45.9%	
GARDEN AREA:	5496.4m <sup>2</sup>	40.0%	
PERMEABILITY:	4787.5m <sup>2</sup>		
TOTAL GFA (INCL. GARAGE):	5888m <sup>2</sup>		
GF GFA (INCL. GARAGE):	3478m <sup>2</sup>		
1F GFA:	2410m <sup>2</sup>		

**1 TP - SITE COVERAGE PLAN**  
 SCALE 1 : 500

Revision			
No.	Date	Notes	Issued By
1	20.12.16	ISSUED FOR RTA APPLICATION	JX





**LEGEND:**

- H/L HIGHLIGHT WINDOW WITH MIN. 1.7m SILL
- MB MAIL BOXES
- OBS FIXED OBSCURED GLAZING TO MIN. 1.7m HIGH
- RET. RETAINING WALL
- RWT RAINWATER TANK
- STORE 6m<sup>2</sup> MIN. STORAGE
- CL CLOTHESLINE (FOLD-DOWN)
- NOMINAL BIN LOCATION
- A/C CONDENSER UNIT
- PREVIOUSLY APPROVED BUILDING ENVELOPE

Area Schedule (Gross Building)				
UNIT TYPE	UNIT NO.	LEVEL	DESCRIPTION	AREA
UNIT 01				
A4	UNIT 01	L00	GROUND FLOOR AREA	101 m <sup>2</sup>
A4	UNIT 01	L01	FIRST FLOOR AREA	92 m <sup>2</sup>
A4	UNIT 01	L00	GARAGE AREA	36 m <sup>2</sup>
A4	UNIT 01	L00	POS - UNIT 1	100 m <sup>2</sup>
UNIT 01-4				
UNIT 02				
A5	UNIT 02	L00	GROUND FLOOR AREA	110 m <sup>2</sup>
A5	UNIT 02	L01	FIRST FLOOR AREA	88 m <sup>2</sup>
A5	UNIT 02	L00	GARAGE AREA	36 m <sup>2</sup>
A5	UNIT 02	L00	POS - UNIT 2	195 m <sup>2</sup>
UNIT 02-4				
UNIT 03				
A2	UNIT 03	L00	POS - UNIT 3	87 m <sup>2</sup>
A2	UNIT 03	L01	FIRST FLOOR AREA	89 m <sup>2</sup>
A2	UNIT 03	L00	GROUND FLOOR AREA	107 m <sup>2</sup>
A2	UNIT 03	L00	GARAGE AREA	36 m <sup>2</sup>
UNIT 03-4				
UNIT 04				
A2	UNIT 04	L00	POS - UNIT 4	90 m <sup>2</sup>
A2	UNIT 04	L01	FIRST FLOOR AREA	89 m <sup>2</sup>
A2	UNIT 04	L00	GROUND FLOOR AREA	107 m <sup>2</sup>
A2	UNIT 04	L00	GARAGE AREA	36 m <sup>2</sup>
UNIT 04-4				
UNIT 05				
A2	UNIT 05	L00	POS - UNIT 5	95 m <sup>2</sup>
A2	UNIT 05	L01	FIRST FLOOR AREA	89 m <sup>2</sup>
A2	UNIT 05	L00	GROUND FLOOR AREA	107 m <sup>2</sup>
A2	UNIT 05	L00	GARAGE AREA	36 m <sup>2</sup>
UNIT 05-4				
UNIT 06				
A2	UNIT 06	L01	FIRST FLOOR AREA	89 m <sup>2</sup>
A2	UNIT 06	L00	GROUND FLOOR AREA	107 m <sup>2</sup>
A2	UNIT 06	L00	GARAGE AREA	36 m <sup>2</sup>
UNIT 06-4				
UNIT 07				
A1	UNIT 07	L01	FIRST FLOOR AREA	79 m <sup>2</sup>
A1	UNIT 07	L00	GROUND FLOOR AREA	101 m <sup>2</sup>
A1	UNIT 07	L00	GARAGE AREA	39 m <sup>2</sup>
A1	UNIT 07	L00	POS - UNIT 7	105 m <sup>2</sup>
UNIT 07-4				
UNIT 08				
A3	UNIT 08	L01	FIRST FLOOR AREA	88 m <sup>2</sup>
A3	UNIT 08	L00	GROUND FLOOR AREA	109 m <sup>2</sup>
A3	UNIT 08	L00	GARAGE AREA	40 m <sup>2</sup>
A3	UNIT 08	L00	POS - UNIT 8	146 m <sup>2</sup>
UNIT 08-4				
UNIT 09				
A3	UNIT 09	L00	POS - UNIT 9	137 m <sup>2</sup>
A3	UNIT 09	L01	FIRST FLOOR AREA	88 m <sup>2</sup>
A3	UNIT 09	L00	GROUND FLOOR AREA	109 m <sup>2</sup>
A3	UNIT 09	L00	GARAGE AREA	40 m <sup>2</sup>
UNIT 09-4				
UNIT 10				
B1	UNIT 10	L00	GROUND FLOOR AREA	65 m <sup>2</sup>
B1	UNIT 10	L01	FIRST FLOOR AREA	90 m <sup>2</sup>
B1	UNIT 10	L00	GARAGE AREA	36 m <sup>2</sup>
B1	UNIT 10	L00	POS - UNIT 10	50 m <sup>2</sup>
UNIT 10-4				
UNIT 11				
B2	UNIT 11	L00	GROUND FLOOR AREA	80 m <sup>2</sup>
B2	UNIT 11	L01	FIRST FLOOR AREA	78 m <sup>2</sup>
B2	UNIT 11	L00	POS - UNIT 11	64 m <sup>2</sup>
B2	UNIT 11	L00	GARAGE AREA	38 m <sup>2</sup>
UNIT 11-4				
UNIT 12				
B2	UNIT 12	L00	GROUND FLOOR AREA	38 m <sup>2</sup>
B2	UNIT 12	L01	FIRST FLOOR AREA	64 m <sup>2</sup>
B2	UNIT 12	L01	FIRST FLOOR AREA	78 m <sup>2</sup>
B2	UNIT 12	L00	GROUND FLOOR AREA	80 m <sup>2</sup>
UNIT 12-4				
UNIT 13				
B2	UNIT 13	L00	POS - UNIT 13	64 m <sup>2</sup>
B2	UNIT 13	L01	FIRST FLOOR AREA	78 m <sup>2</sup>
B2	UNIT 13	L00	GROUND FLOOR AREA	80 m <sup>2</sup>
B2	UNIT 13	L00	GARAGE AREA	38 m <sup>2</sup>
UNIT 13-4				
UNIT 14				
B2	UNIT 14	L00	POS - UNIT 14	64 m <sup>2</sup>
B2	UNIT 14	L01	FIRST FLOOR AREA	78 m <sup>2</sup>
B2	UNIT 14	L00	GROUND FLOOR AREA	80 m <sup>2</sup>
B2	UNIT 14	L00	GARAGE AREA	38 m <sup>2</sup>
UNIT 14-4				
UNIT 15				
B2	UNIT 15	L00	POS - UNIT 15	64 m <sup>2</sup>
B2	UNIT 15	L01	FIRST FLOOR AREA	78 m <sup>2</sup>
B2	UNIT 15	L00	GROUND FLOOR AREA	80 m <sup>2</sup>
B2	UNIT 15	L00	GARAGE AREA	38 m <sup>2</sup>
UNIT 15-4				
UNIT 16				
B1	UNIT 16	L00	POS - UNIT 16	50 m <sup>2</sup>
B1	UNIT 16	L01	FIRST FLOOR AREA	90 m <sup>2</sup>
B1	UNIT 16	L00	GROUND FLOOR AREA	65 m <sup>2</sup>
B1	UNIT 16	L00	GARAGE AREA	36 m <sup>2</sup>
UNIT 16-4				
UNIT 17				
B1	UNIT 17	L00	POS - UNIT 17	50 m <sup>2</sup>
B1	UNIT 17	L01	FIRST FLOOR AREA	90 m <sup>2</sup>
B1	UNIT 17	L00	GROUND FLOOR AREA	65 m <sup>2</sup>
B1	UNIT 17	L00	GARAGE AREA	36 m <sup>2</sup>
UNIT 17-4				
UNIT 18				
B4	UNIT 18	L00	GROUND FLOOR AREA	101 m <sup>2</sup>
B4	UNIT 18	L01	FIRST FLOOR AREA	74 m <sup>2</sup>
B4	UNIT 18	L00	GARAGE AREA	41 m <sup>2</sup>
B4	UNIT 18	L00	POS - UNIT 18	112 m <sup>2</sup>
UNIT 18-4				
UNIT 19				
B5	UNIT 19	L00	GROUND FLOOR AREA	118 m <sup>2</sup>
B5	UNIT 19	L01	FIRST FLOOR AREA	99 m <sup>2</sup>
B5	UNIT 19	L00	GARAGE AREA	39 m <sup>2</sup>
B5	UNIT 19	L00	POS - UNIT 19	59 m <sup>2</sup>
UNIT 19-4				
UNIT 20				
B1	UNIT 20	L00	POS - UNIT 20	45 m <sup>2</sup>
B1	UNIT 20	L01	FIRST FLOOR AREA	90 m <sup>2</sup>
B1	UNIT 20	L00	GROUND FLOOR AREA	36 m <sup>2</sup>
B1	UNIT 20	L00	GARAGE AREA	237 m <sup>2</sup>
UNIT 20-4				
UNIT 21				
B3	UNIT 21	L00	GROUND FLOOR AREA	112 m <sup>2</sup>
B3	UNIT 21	L01	FIRST FLOOR AREA	68 m <sup>2</sup>
B3	UNIT 21	L00	GARAGE AREA	46 m <sup>2</sup>
B3	UNIT 21	L00	POS - UNIT 21	139 m <sup>2</sup>
UNIT 21-4				
UNIT 22				
C1	UNIT 22	L01	FIRST FLOOR AREA	90 m <sup>2</sup>
C1	UNIT 22	L00	GROUND FLOOR AREA	40 m <sup>2</sup>
C1	UNIT 22	L00	POS - UNIT 22	82 m <sup>2</sup>
C1	UNIT 22	L00	GROUND FLOOR AREA	61 m <sup>2</sup>
UNIT 22-4				
UNIT 23				
C2	UNIT 23	L00	POS - UNIT 23	49 m <sup>2</sup>
C2	UNIT 23	L01	FIRST FLOOR AREA	90 m <sup>2</sup>
C2	UNIT 23	L00	GROUND FLOOR AREA	67 m <sup>2</sup>
C2	UNIT 23	L00	GARAGE AREA	39 m <sup>2</sup>
UNIT 23-4				
UNIT 24				
C2	UNIT 24	L00	POS - UNIT 24	49 m <sup>2</sup>
C2	UNIT 24	L01	FIRST FLOOR AREA	90 m <sup>2</sup>
C2	UNIT 24	L00	GROUND FLOOR AREA	67 m <sup>2</sup>
C2	UNIT 24	L00	GARAGE AREA	39 m <sup>2</sup>
UNIT 24-4				
UNIT 25				
C2	UNIT 25	L00	POS - UNIT 25	49 m <sup>2</sup>
C2	UNIT 25	L01	FIRST FLOOR AREA	90 m <sup>2</sup>
C2	UNIT 25	L00	GROUND FLOOR AREA	67 m <sup>2</sup>
C2	UNIT 25	L00	GARAGE AREA	39 m <sup>2</sup>
UNIT 25-4				
UNIT 26				
C2	UNIT 26	L00	POS - UNIT 26	49 m <sup>2</sup>
C2	UNIT 26	L01	FIRST FLOOR AREA	90 m <sup>2</sup>
C2	UNIT 26	L00	GROUND FLOOR AREA	67 m <sup>2</sup>
C2	UNIT 26	L00	GARAGE AREA	39 m <sup>2</sup>
UNIT 26-4				
UNIT 27				
C2	UNIT 27	L00	POS - UNIT 27	49 m <sup>2</sup>
C2	UNIT 27	L01	FIRST FLOOR AREA	90 m <sup>2</sup>
C2	UNIT 27	L00	GROUND FLOOR AREA	67 m <sup>2</sup>
C2	UNIT 27	L00	GARAGE AREA	39 m <sup>2</sup>
UNIT 27-4				
UNIT 28				
C2	UNIT 28	L00	POS - UNIT 28	49 m <sup>2</sup>
C2	UNIT 28	L01	FIRST FLOOR AREA	90 m <sup>2</sup>
C2	UNIT 28	L00	GROUND FLOOR AREA	67 m <sup>2</sup>
C2	UNIT 28	L00	GARAGE AREA	39 m <sup>2</sup>
UNIT 28-4				
Grand total: 112				
Grand total: 8197 m <sup>2</sup>				

**DEVELOPMENT SUMMARY (STAGE 1+2)**

TOTAL SITE AREA:	16685.2m <sup>2</sup>	
STAGE 1+2 SITE AREA:	11978.6m <sup>2</sup>	
SITE COVERAGE:	3783.5m <sup>2</sup>	31.6%
GARDEN AREA:	5496.4m <sup>2</sup>	45.9%
PERMEABILITY:	4787.5m <sup>2</sup>	40.0%
TOTAL GFA (INCL. GARAGE):	5888m <sup>2</sup>	
GF GFA (INCL. GARAGE):	3478m <sup>2</sup>	
1F GFA:	2410m <sup>2</sup>	



Copyright © Parallel Workshop Pty Ltd.  
 The drawings, designs, and specifications and copyright therein are the property of Parallel Workshop Pty Ltd, and must not be used, copied, or reproduced wholly or in part without the express written permission of Parallel Workshop Pty Ltd.  
 Do not scale drawings. Use given dimensions only.  
 Any discrepancy in drawings or specifications shall be referred to Parallel Workshop Pty Ltd.

Project: **PROPOSED TOWNHOUSE DEVELOPMENT**  
**149 HANSWORTH STREET, MULGRAVE**

Client: **MONOLITH PROJECTS**

ADVERTISED COPY - CITY OF MONASH  
 This copied document is made available for the sole purpose of enabling its consideration and review as part of a planning process under the Planning and Environment Act.  
 The document must not be used for any purpose which may breach copyright.

**Revision**

No.	Date	Notes	Issued By
1	20.12.16	ISSUED FOR STA APPLICATION	JX

Title: **GENERAL ARRANGEMENT GROUND FLOOR PLAN**

Sheet Status: **TOWN PLANNING NOT FOR CONSTRUCTION**

Sheet No.: **TP100**

Scale: **As indicated** at A1

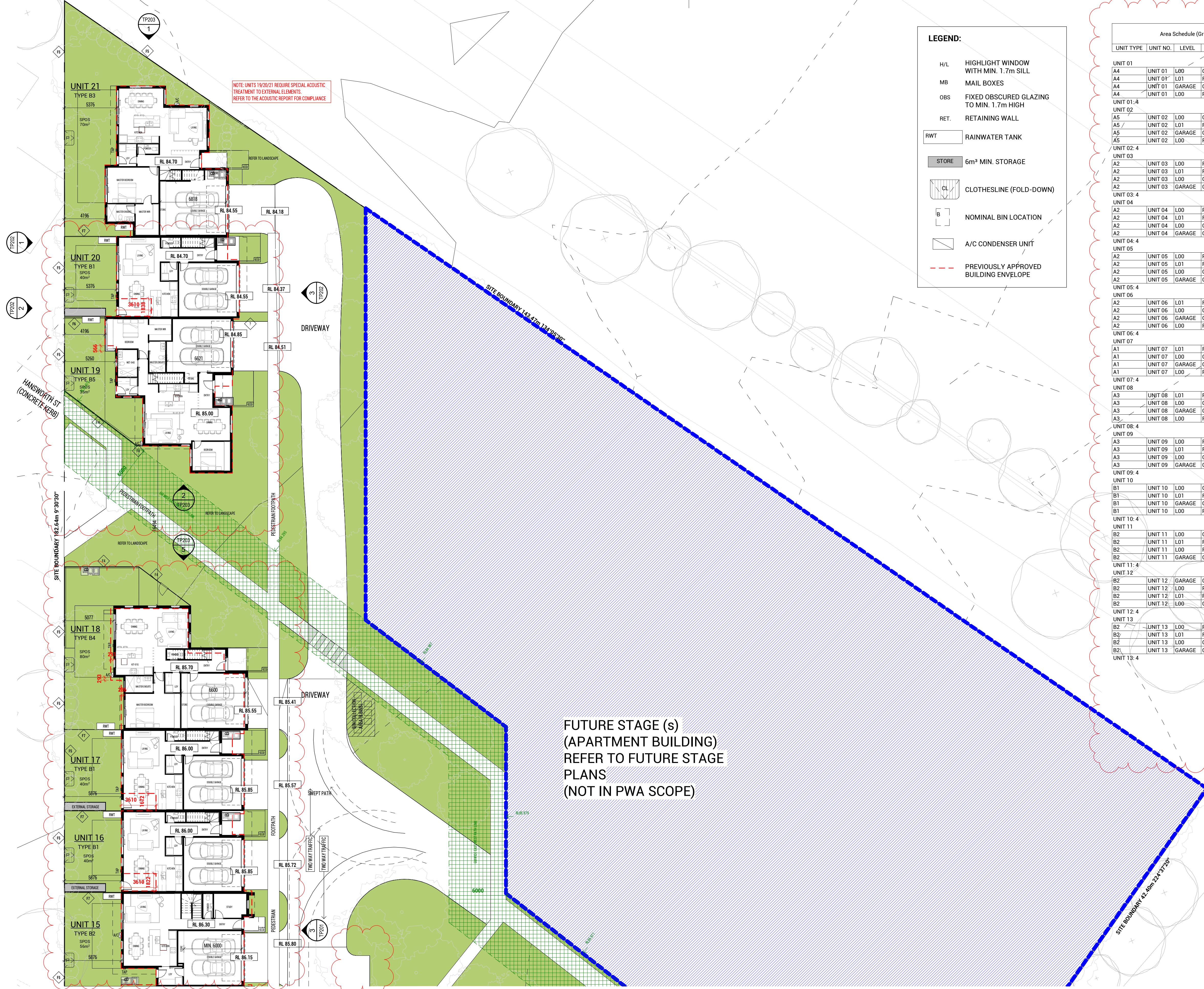
Date: **20.12.16**

Revision: **-**

Project No.: **19365**

**TOWN PLANNING**





**LEGEND:**

- H/L HIGHLIGHT WINDOW WITH MIN. 1.7m SILL
- MB MAIL BOXES
- OBS FIXED OBSCURED GLAZING TO MIN. 1.7m HIGH
- RET. RETAINING WALL
- RWT RAINWATER TANK
- STORE 6m³ MIN. STORAGE
- CL CLOTHESLINE (FOLD-DOWN)
- B NOMINAL BIN LOCATION
- A/C CONDENSER UNIT
- PREVIOUSLY APPROVED BUILDING ENVELOPE

Area Schedule (Gross Building)					
UNIT TYPE	UNIT NO.	LEVEL	DESCRIPTION	AREA	
UNIT 01					
A4	UNIT 01	L00	GROUND FLOOR AREA	101 m²	
A4	UNIT 01	L01	FIRST FLOOR AREA	92 m²	
A4	UNIT 01	L00	GARAGE AREA	36 m²	
A4	UNIT 01	L00	POS - UNIT 1	100 m²	
UNIT 01: 4					329 m²
UNIT 02					
A5	UNIT 02	L00	GROUND FLOOR AREA	110 m²	
A5	UNIT 02	L01	FIRST FLOOR AREA	88 m²	
A5	UNIT 02	L00	GARAGE AREA	36 m²	
A5	UNIT 02	L00	POS - UNIT 2	195 m²	
UNIT 02: 4					428 m²
UNIT 03					
A2	UNIT 03	L00	POS - UNIT 3	87 m²	
A2	UNIT 03	L01	FIRST FLOOR AREA	89 m²	
A2	UNIT 03	L00	GARAGE AREA	107 m²	
A2	UNIT 03	L00	GARAGE AREA	36 m²	
UNIT 03: 4					319 m²
UNIT 04					
A2	UNIT 04	L00	POS - UNIT 4	90 m²	
A2	UNIT 04	L01	FIRST FLOOR AREA	89 m²	
A2	UNIT 04	L00	GARAGE AREA	107 m²	
A2	UNIT 04	L00	GARAGE AREA	36 m²	
UNIT 04: 4					322 m²
UNIT 05					
A2	UNIT 05	L00	POS - UNIT 5	95 m²	
A2	UNIT 05	L01	FIRST FLOOR AREA	89 m²	
A2	UNIT 05	L00	GARAGE AREA	107 m²	
A2	UNIT 05	L00	GARAGE AREA	36 m²	
UNIT 05: 4					327 m²
UNIT 06					
A2	UNIT 06	L01	FIRST FLOOR AREA	89 m²	
A2	UNIT 06	L00	GROUND FLOOR AREA	107 m²	
A2	UNIT 06	L00	GARAGE AREA	36 m²	
A2	UNIT 06	L00	POS - UNIT 6	100 m²	
UNIT 06: 4					332 m²
UNIT 07					
A1	UNIT 07	L01	FIRST FLOOR AREA	79 m²	
A1	UNIT 07	L00	GROUND FLOOR AREA	101 m²	
A1	UNIT 07	L00	GARAGE AREA	39 m²	
A1	UNIT 07	L00	POS - UNIT 7	105 m²	
UNIT 07: 4					325 m²
UNIT 08					
A3	UNIT 08	L01	FIRST FLOOR AREA	88 m²	
A3	UNIT 08	L00	GROUND FLOOR AREA	109 m²	
A3	UNIT 08	L00	GARAGE AREA	40 m²	
A3	UNIT 08	L00	POS - UNIT 8	146 m²	
UNIT 08: 4					382 m²
UNIT 09					
A3	UNIT 09	L00	POS - UNIT 9	137 m²	
A3	UNIT 09	L01	FIRST FLOOR AREA	88 m²	
A3	UNIT 09	L00	GROUND FLOOR AREA	109 m²	
A3	UNIT 09	L00	GARAGE AREA	40 m²	
UNIT 09: 4					373 m²
UNIT 10					
B1	UNIT 10	L00	GROUND FLOOR AREA	65 m²	
B1	UNIT 10	L01	FIRST FLOOR AREA	90 m²	
B1	UNIT 10	L00	GARAGE AREA	36 m²	
B1	UNIT 10	L00	POS - UNIT 10	50 m²	
UNIT 10: 4					241 m²
UNIT 11					
B2	UNIT 11	L00	GROUND FLOOR AREA	80 m²	
B2	UNIT 11	L01	FIRST FLOOR AREA	78 m²	
B2	UNIT 11	L00	POS - UNIT 11	64 m²	
B2	UNIT 11	L00	GARAGE AREA	38 m²	
UNIT 11: 4					259 m²
UNIT 12					
B2	UNIT 12	L00	GARAGE AREA	38 m²	
B2	UNIT 12	L00	POS - UNIT 12	64 m²	
B2	UNIT 12	L01	FIRST FLOOR AREA	78 m²	
B2	UNIT 12	L00	GROUND FLOOR AREA	80 m²	
UNIT 12: 4					259 m²
UNIT 13					
B2	UNIT 13	L00	POS - UNIT 13	64 m²	
B2	UNIT 13	L01	FIRST FLOOR AREA	78 m²	
B2	UNIT 13	L00	GROUND FLOOR AREA	80 m²	
B2	UNIT 13	L00	GARAGE AREA	38 m²	
UNIT 13: 4					259 m²

Area Schedule (Gross Building)					
UNIT TYPE	UNIT NO.	LEVEL	DESCRIPTION	AREA	
UNIT 14					
B2	UNIT 14	L00	POS - UNIT 14	64 m²	
B2	UNIT 14	L01	FIRST FLOOR AREA	78 m²	
B2	UNIT 14	L00	GROUND FLOOR AREA	80 m²	
B2	UNIT 14	L00	GARAGE AREA	38 m²	
UNIT 14: 4					259 m²
UNIT 15					
B2	UNIT 15	L00	POS - UNIT 15	64 m²	
B2	UNIT 15	L01	FIRST FLOOR AREA	78 m²	
B2	UNIT 15	L00	GROUND FLOOR AREA	80 m²	
B2	UNIT 15	L00	GARAGE AREA	38 m²	
UNIT 15: 4					259 m²
UNIT 16					
B1	UNIT 16	L00	POS - UNIT 16	50 m²	
B1	UNIT 16	L01	FIRST FLOOR AREA	90 m²	
B1	UNIT 16	L00	GROUND FLOOR AREA	107 m²	
B1	UNIT 16	L00	GARAGE AREA	36 m²	
UNIT 16: 4					241 m²
UNIT 17					
B1	UNIT 17	L00	POS - UNIT 17	50 m²	
B1	UNIT 17	L01	FIRST FLOOR AREA	90 m²	
B1	UNIT 17	L00	GROUND FLOOR AREA	107 m²	
B1	UNIT 17	L00	GARAGE AREA	36 m²	
UNIT 17: 4					241 m²
UNIT 18					
B4	UNIT 18	L00	GROUND FLOOR AREA	101 m²	
B4	UNIT 18	L01	FIRST FLOOR AREA	74 m²	
B4	UNIT 18	L00	GARAGE AREA	41 m²	
B4	UNIT 18	L00	POS - UNIT 18	112 m²	
UNIT 18: 4					328 m²
UNIT 19					
B5	UNIT 19	L00	GROUND FLOOR AREA	118 m²	
B5	UNIT 19	L01	FIRST FLOOR AREA	99 m²	
B5	UNIT 19	L00	GARAGE AREA	39 m²	
B5	UNIT 19	L00	POS - UNIT 19	59 m²	
UNIT 19: 4					315 m²
UNIT 20					
B1	UNIT 20	L00	POS - UNIT 20	45 m²	
B1	UNIT 20	L01	FIRST FLOOR AREA	90 m²	
B1	UNIT 20	L00	GROUND FLOOR AREA	96 m²	
B1	UNIT 20	L00	GARAGE AREA	36 m²	
UNIT 20: 4					237 m²
UNIT 21					
B3	UNIT 21	L00	GROUND FLOOR AREA	112 m²	
B3	UNIT 21	L01	FIRST FLOOR AREA	68 m²	
B3	UNIT 21	L00	GARAGE AREA	46 m²	
B3	UNIT 21	L00	POS - UNIT 21	139 m²	
UNIT 21: 4					366 m²
UNIT 22					
C1	UNIT 22	L01	FIRST FLOOR AREA	90 m²	
C1	UNIT 22	L00	GARAGE AREA	40 m²	
C1	UNIT 22	L00	POS - UNIT 22	82 m²	
C1	UNIT 22	L00	GROUND FLOOR AREA	61 m²	
UNIT 22: 4					274 m²
UNIT 23					
C2	UNIT 23	L00	POS - UNIT 23	49 m²	
C2	UNIT 23	L01	FIRST FLOOR AREA	90 m²	
C2	UNIT 23	L00	GROUND FLOOR AREA	67 m²	
C2	UNIT 23	L00	GARAGE AREA	39 m²	
UNIT 23: 4					245 m²
UNIT 24					
C2	UNIT 24	L00	POS - UNIT 24	97 m²	
C2	UNIT 24	L01	FIRST FLOOR AREA	90 m²	
C2	UNIT 24	L00	GROUND FLOOR AREA	67 m²	
C2	UNIT 24	L00	GARAGE AREA	39 m²	
UNIT 24: 4					293 m²
UNIT 25					
C2	UNIT 25	L00	POS - UNIT 25	49 m²	
C2	UNIT 25	L01	FIRST FLOOR AREA	90 m²	
C2	UNIT 25	L00	GROUND FLOOR AREA	67 m²	
C2	UNIT 25	L00	GARAGE AREA	39 m²	
UNIT 25: 4					245 m²
UNIT 26					
C2	UNIT 26	L00	POS - UNIT 26	49 m²	
C2	UNIT 26	L01	FIRST FLOOR AREA	90 m²	
C2	UNIT 26	L00	GROUND FLOOR AREA	67 m²	
C2	UNIT 26	L00	GARAGE AREA	39 m²	
UNIT 26: 4					245 m²
UNIT 27					
C2	UNIT 27	L00	POS - UNIT 27	49 m²	
C2	UNIT 27	L01	FIRST FLOOR AREA	90 m²	
C2	UNIT 27	L00	GROUND FLOOR AREA	67 m²	
C2	UNIT 27	L00	GARAGE AREA	39 m²	
UNIT 27: 4					245 m²
UNIT 28					
C2	UNIT 28	L00	POS - UNIT 28	49 m²	
C2	UNIT 28	L01	FIRST FLOOR AREA	90 m²	
C2	UNIT 28	L00	GROUND FLOOR AREA	67 m²	
C2	UNIT 28	L00	GARAGE AREA	39 m²	
UNIT 28: 4					246 m²
Grand total: 112					8197 m²

FUTURE STAGE (s)  
(APARTMENT BUILDING)  
REFER TO FUTURE STAGE  
PLANS  
(NOT IN PWA SCOPE)

**DEVELOPMENT SUMMARY (STAGE 1+2)**

TOTAL SITE AREA:	16685.2m²	
<b>STAGE 1+2</b>		
SITE AREA:	11978.6m²	
SITE COVERAGE:	3783.5m²	31.6%
GARDEN AREA:	5495.4m²	45.9%
PERMEABILITY:	4787.5m²	40.0%
TOTAL GFA (INCL. GARAGE):	5888m²	
GF GFA (INCL. GARAGE):	3478m²	
1F GFA:	2410m²	

**TOWN PLANNING**



Copyright © Parallel Workshop Pty Ltd.  
The drawings, designs, and specifications and copyright therein are the property of Parallel Workshop Pty Ltd, and must not be used, copied, or reproduced wholly or in part without the express written permission of Parallel Workshop Pty Ltd.  
Do not scale drawings. Use given dimensions only.  
Any discrepancy in drawings or specifications shall be referred to Parallel Workshop Pty Ltd.

Project  
**PROPOSED TOWNHOUSE DEVELOPMENT**  
**149 HANSWORTH STREET, MULGRAVE**

Client  
**MONOLITH PROJECTS**

**ADVERTISED COPY - CITY OF MONASH**  
This copied document is made available for the sole purpose of enabling its consideration and review as part of a planning process under the Planning and Environment Act.  
The document must not be used for any purpose which may breach copyright.

**Revision**

No.	Date	Notes	Issued By
1	20.12.16	ISSUED FOR STA APPLICATION	JX

Title  
**GENERAL ARRANGEMENT GROUND FLOOR PLAN**

Sheet Status  
**TOWN PLANNING**  
**NOT FOR CONSTRUCTION**

Sheet No.  
**TP101**

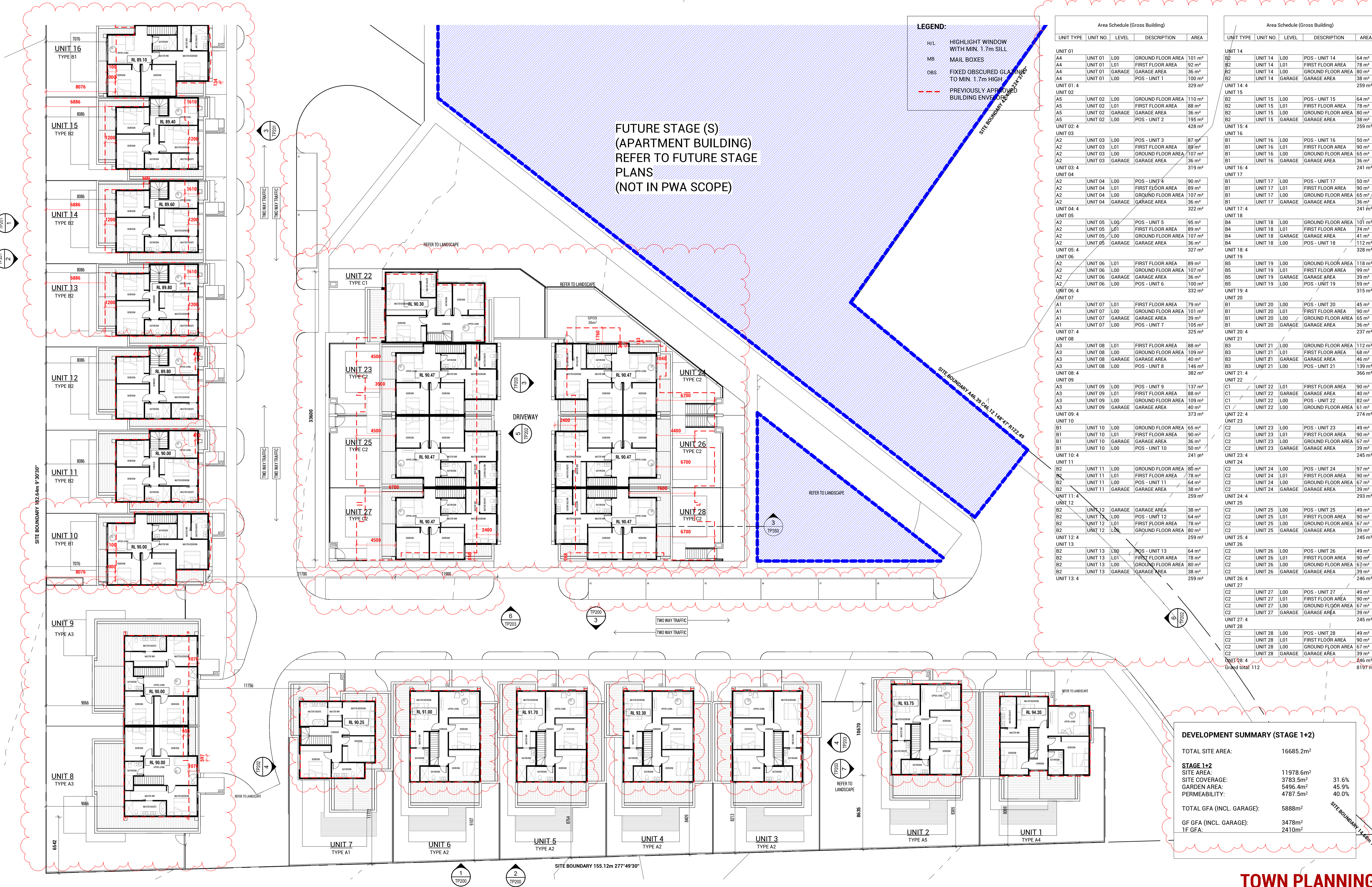
Scale  
**As indicated** at A1

Date  
**20.12.16**

Revision  
**-**

Project No.  
**19365**





**LEGEND:**

- H/L HIGHLIGHT WINDOW WITH MIN. 1.7m SILL
- MB MAIL BOXES
- OBS FIXED OBSCURED GLAZING TO MIN. 1.7m HIGH
- PREVIOUSLY APPROVED BUILDING ENVELOPE

Area Schedule (Gross Building)				
UNIT TYPE	UNIT NO.	LEVEL	DESCRIPTION	AREA
UNIT 01				
A4	UNIT 01	L00	GROUND FLOOR AREA	101 m <sup>2</sup>
A4	UNIT 01	L01	FIRST FLOOR AREA	92 m <sup>2</sup>
A4	UNIT 01	L00	GARAGE AREA	36 m <sup>2</sup>
A4	UNIT 01	L00	POS - UNIT 1	100 m <sup>2</sup>
UNIT 01: 4				
UNIT 02				
A5	UNIT 02	L00	GROUND FLOOR AREA	110 m <sup>2</sup>
A5	UNIT 02	L01	FIRST FLOOR AREA	88 m <sup>2</sup>
A5	UNIT 02	L00	GARAGE AREA	36 m <sup>2</sup>
A5	UNIT 02	L00	POS - UNIT 2	195 m <sup>2</sup>
A5	UNIT 02	L00	POS - UNIT 2	428 m <sup>2</sup>
UNIT 02: 3				
A2	UNIT 03	L00	POS - UNIT 3	87 m <sup>2</sup>
A2	UNIT 03	L01	FIRST FLOOR AREA	89 m <sup>2</sup>
A2	UNIT 03	L00	GROUND FLOOR AREA	107 m <sup>2</sup>
A2	UNIT 03	L00	GARAGE AREA	36 m <sup>2</sup>
A2	UNIT 03	L00	POS - UNIT 3	319 m <sup>2</sup>
UNIT 03: 4				
UNIT 04				
A2	UNIT 04	L00	POS - UNIT 4	90 m <sup>2</sup>
A2	UNIT 04	L01	FIRST FLOOR AREA	89 m <sup>2</sup>
A2	UNIT 04	L00	GROUND FLOOR AREA	107 m <sup>2</sup>
A2	UNIT 04	L00	GARAGE AREA	36 m <sup>2</sup>
A2	UNIT 04	L00	POS - UNIT 4	322 m <sup>2</sup>
UNIT 04: 4				
UNIT 05				
A2	UNIT 05	L00	POS - UNIT 5	95 m <sup>2</sup>
A2	UNIT 05	L01	FIRST FLOOR AREA	89 m <sup>2</sup>
A2	UNIT 05	L00	GROUND FLOOR AREA	107 m <sup>2</sup>
A2	UNIT 05	L00	GARAGE AREA	36 m <sup>2</sup>
A2	UNIT 05	L00	POS - UNIT 5	327 m <sup>2</sup>
UNIT 05: 4				
UNIT 06				
A2	UNIT 06	L01	FIRST FLOOR AREA	89 m <sup>2</sup>
A2	UNIT 06	L00	GROUND FLOOR AREA	107 m <sup>2</sup>
A2	UNIT 06	L00	GARAGE AREA	36 m <sup>2</sup>
A2	UNIT 06	L00	POS - UNIT 6	100 m <sup>2</sup>
A2	UNIT 06	L00	POS - UNIT 6	332 m <sup>2</sup>
UNIT 06: 4				
UNIT 07				
A1	UNIT 07	L01	FIRST FLOOR AREA	79 m <sup>2</sup>
A1	UNIT 07	L00	GROUND FLOOR AREA	101 m <sup>2</sup>
A1	UNIT 07	L00	GARAGE AREA	39 m <sup>2</sup>
A1	UNIT 07	L00	POS - UNIT 7	105 m <sup>2</sup>
A1	UNIT 07	L00	POS - UNIT 7	325 m <sup>2</sup>
UNIT 07: 4				
UNIT 08				
A3	UNIT 08	L01	FIRST FLOOR AREA	88 m <sup>2</sup>
A3	UNIT 08	L00	GROUND FLOOR AREA	109 m <sup>2</sup>
A3	UNIT 08	L00	GARAGE AREA	40 m <sup>2</sup>
A3	UNIT 08	L00	POS - UNIT 8	146 m <sup>2</sup>
A3	UNIT 08	L00	POS - UNIT 8	382 m <sup>2</sup>
UNIT 08: 4				
UNIT 09				
A3	UNIT 09	L00	POS - UNIT 9	137 m <sup>2</sup>
A3	UNIT 09	L01	FIRST FLOOR AREA	88 m <sup>2</sup>
A3	UNIT 09	L00	GROUND FLOOR AREA	109 m <sup>2</sup>
A3	UNIT 09	L00	GARAGE AREA	40 m <sup>2</sup>
A3	UNIT 09	L00	POS - UNIT 9	373 m <sup>2</sup>
UNIT 09: 4				
UNIT 10				
B1	UNIT 10	L00	GROUND FLOOR AREA	65 m <sup>2</sup>
B1	UNIT 10	L01	FIRST FLOOR AREA	90 m <sup>2</sup>
B1	UNIT 10	L00	GARAGE AREA	36 m <sup>2</sup>
B1	UNIT 10	L00	POS - UNIT 10	50 m <sup>2</sup>
B1	UNIT 10	L00	POS - UNIT 10	241 m <sup>2</sup>
UNIT 10: 4				
UNIT 11				
B2	UNIT 11	L00	GROUND FLOOR AREA	80 m <sup>2</sup>
B2	UNIT 11	L01	FIRST FLOOR AREA	78 m <sup>2</sup>
B2	UNIT 11	L00	POS - UNIT 11	64 m <sup>2</sup>
B2	UNIT 11	L00	POS - UNIT 11	38 m <sup>2</sup>
B2	UNIT 11	L00	POS - UNIT 11	259 m <sup>2</sup>
UNIT 11: 4				
UNIT 12				
B2	UNIT 12	L00	GROUND FLOOR AREA	38 m <sup>2</sup>
B2	UNIT 12	L01	FIRST FLOOR AREA	64 m <sup>2</sup>
B2	UNIT 12	L00	GROUND FLOOR AREA	78 m <sup>2</sup>
B2	UNIT 12	L00	GROUND FLOOR AREA	80 m <sup>2</sup>
B2	UNIT 12	L00	GROUND FLOOR AREA	259 m <sup>2</sup>
UNIT 12: 4				
UNIT 13				
B2	UNIT 13	L00	POS - UNIT 13	64 m <sup>2</sup>
B2	UNIT 13	L01	FIRST FLOOR AREA	78 m <sup>2</sup>
B2	UNIT 13	L00	GROUND FLOOR AREA	80 m <sup>2</sup>
B2	UNIT 13	L00	GARAGE AREA	38 m <sup>2</sup>
B2	UNIT 13	L00	GARAGE AREA	259 m <sup>2</sup>
UNIT 13: 4				

Area Schedule (Gross Building)				
UNIT TYPE	UNIT NO.	LEVEL	DESCRIPTION	AREA
UNIT 14				
B2	UNIT 14	L00	POS - UNIT 14	64 m <sup>2</sup>
B2	UNIT 14	L01	FIRST FLOOR AREA	78 m <sup>2</sup>
B2	UNIT 14	L00	GROUND FLOOR AREA	80 m <sup>2</sup>
B2	UNIT 14	L00	GARAGE AREA	38 m <sup>2</sup>
B2	UNIT 14	L00	GARAGE AREA	259 m <sup>2</sup>
UNIT 14: 4				
UNIT 15				
B2	UNIT 15	L00	POS - UNIT 15	64 m <sup>2</sup>
B2	UNIT 15	L01	FIRST FLOOR AREA	78 m <sup>2</sup>
B2	UNIT 15	L00	GROUND FLOOR AREA	80 m <sup>2</sup>
B2	UNIT 15	L00	GARAGE AREA	38 m <sup>2</sup>
B2	UNIT 15	L00	GARAGE AREA	259 m <sup>2</sup>
UNIT 15: 4				
UNIT 16				
B1	UNIT 16	L00	POS - UNIT 16	50 m <sup>2</sup>
B1	UNIT 16	L01	FIRST FLOOR AREA	90 m <sup>2</sup>
B1	UNIT 16	L00	GROUND FLOOR AREA	65 m <sup>2</sup>
B1	UNIT 16	L00	GARAGE AREA	36 m <sup>2</sup>
B1	UNIT 16	L00	GARAGE AREA	241 m <sup>2</sup>
UNIT 16: 4				
UNIT 17				
B1	UNIT 17	L00	POS - UNIT 17	50 m <sup>2</sup>
B1	UNIT 17	L01	FIRST FLOOR AREA	90 m <sup>2</sup>
B1	UNIT 17	L00	GROUND FLOOR AREA	65 m <sup>2</sup>
B1	UNIT 17	L00	GARAGE AREA	36 m <sup>2</sup>
B1	UNIT 17	L00	GARAGE AREA	241 m <sup>2</sup>
UNIT 17: 4				
UNIT 18				
B4	UNIT 18	L00	GROUND FLOOR AREA	101 m <sup>2</sup>
B4	UNIT 18	L01	FIRST FLOOR AREA	74 m <sup>2</sup>
B4	UNIT 18	L00	GARAGE AREA	41 m <sup>2</sup>
B4	UNIT 18	L00	POS - UNIT 18	112 m <sup>2</sup>
B4	UNIT 18	L00	POS - UNIT 18	328 m <sup>2</sup>
UNIT 18: 4				
UNIT 19				
B5	UNIT 19	L00	GROUND FLOOR AREA	118 m <sup>2</sup>
B5	UNIT 19	L01	FIRST FLOOR AREA	99 m <sup>2</sup>
B5	UNIT 19	L00	GARAGE AREA	39 m <sup>2</sup>
B5	UNIT 19	L00	POS - UNIT 19	59 m <sup>2</sup>
B5	UNIT 19	L00	POS - UNIT 19	315 m <sup>2</sup>
UNIT 19: 4				
UNIT 20				
B1	UNIT 20	L00	POS - UNIT 20	45 m <sup>2</sup>
B1	UNIT 20	L01	FIRST FLOOR AREA	90 m <sup>2</sup>
B1	UNIT 20	L00	GROUND FLOOR AREA	65 m <sup>2</sup>
B1	UNIT 20	L00	GARAGE AREA	36 m <sup>2</sup>
B1	UNIT 20	L00	GARAGE AREA	237 m <sup>2</sup>
UNIT 20: 4				
UNIT 21				
B3	UNIT 21	L00	GROUND FLOOR AREA	112 m <sup>2</sup>
B3	UNIT 21	L01	FIRST FLOOR AREA	68 m <sup>2</sup>
B3	UNIT 21	L00	GARAGE AREA	46 m <sup>2</sup>
B3	UNIT 21	L00	POS - UNIT 21	139 m <sup>2</sup>
B3	UNIT 21	L00	POS - UNIT 21	366 m <sup>2</sup>
UNIT 21: 4				
UNIT 22				
C1	UNIT 22	L01	FIRST FLOOR AREA	90 m <sup>2</sup>
C1	UNIT 22	L00	GARAGE AREA	40 m <sup>2</sup>
C1	UNIT 22	L00	POS - UNIT 22	82 m <sup>2</sup>
C1	UNIT 22	L00	GROUND FLOOR AREA	61 m <sup>2</sup>
C1	UNIT 22	L00	GROUND FLOOR AREA	274 m <sup>2</sup>
UNIT 22: 4				
UNIT 23				
C2	UNIT 23	L00	POS - UNIT 23	49 m <sup>2</sup>
C2	UNIT 23	L01	FIRST FLOOR AREA	90 m <sup>2</sup>
C2	UNIT 23	L00	GROUND FLOOR AREA	67 m <sup>2</sup>
C2	UNIT 23	L00	GARAGE AREA	39 m <sup>2</sup>
C2	UNIT 23	L00	GARAGE AREA	245 m <sup>2</sup>
UNIT 23: 4				
UNIT 24				
C2	UNIT 24	L00	POS - UNIT 24	97 m <sup>2</sup>
C2	UNIT 24	L01	FIRST FLOOR AREA	90 m <sup>2</sup>
C2	UNIT 24	L00	GROUND FLOOR AREA	67 m <sup>2</sup>
C2	UNIT 24	L00	GARAGE AREA	39 m <sup>2</sup>
C2	UNIT 24	L00	GARAGE AREA	293 m <sup>2</sup>
UNIT 24: 4				
UNIT 25				
C2	UNIT 25	L00	POS - UNIT 25	49 m <sup>2</sup>
C2	UNIT 25	L01	FIRST FLOOR AREA	90 m <sup>2</sup>
C2	UNIT 25	L00	GROUND FLOOR AREA	67 m <sup>2</sup>
C2	UNIT 25	L00	GARAGE AREA	39 m <sup>2</sup>
C2	UNIT 25	L00	GARAGE AREA	245 m <sup>2</sup>
UNIT 25: 4				
UNIT 26				
C2	UNIT 26	L00	POS - UNIT 26	49 m <sup>2</sup>
C2	UNIT 26	L01	FIRST FLOOR AREA	90 m <sup>2</sup>
C2	UNIT 26	L00	GROUND FLOOR AREA	67 m <sup>2</sup>
C2	UNIT 26	L00	GARAGE AREA	39 m <sup>2</sup>
C2	UNIT 26	L00	GARAGE AREA	246 m <sup>2</sup>
UNIT 26: 4				
UNIT 27				
C2	UNIT 27	L00	POS - UNIT 27	49 m <sup>2</sup>
C2	UNIT 27	L01	FIRST FLOOR AREA	90 m <sup>2</sup>
C2	UNIT 27	L00	GROUND FLOOR AREA	67 m <sup>2</sup>
C2	UNIT 27	L00	GARAGE AREA	39 m <sup>2</sup>
C2	UNIT 27	L00	GARAGE AREA	245 m <sup>2</sup>
UNIT 27: 4				
UNIT 28				
C2	UNIT 28	L00	POS - UNIT 28	49 m <sup>2</sup>
C2	UNIT 28	L01	FIRST FLOOR AREA	90 m <sup>2</sup>
C2	UNIT 28	L00	GROUND FLOOR AREA	67 m <sup>2</sup>
C2	UNIT 28	L00	GARAGE AREA	39 m <sup>2</sup>
C2	UNIT 28	L00	GARAGE AREA	246 m <sup>2</sup>
C2	UNIT 28	L00	GARAGE AREA	8197 m <sup>2</sup>
UNIT 28: 4				
Grand total: 112				

**DEVELOPMENT SUMMARY (STAGE 1+2)**

TOTAL SITE AREA:	16685.2m <sup>2</sup>
<b>STAGE 1+2</b>	
SITE AREA:	11978.6m <sup>2</sup>
SITE COVERAGE:	3783.5m <sup>2</sup> 31.6%
GARDEN AREA:	5496.4m <sup>2</sup> 45.9%
PERMEABILITY:	4787.5m <sup>2</sup> 40.0%
TOTAL GFA (INCL. GARAGE):	5888m <sup>2</sup>
GF GFA (INCL. GARAGE):	3478m <sup>2</sup>
1F GFA:	2410m <sup>2</sup>



Copyright © Parallel Workshop Pty Ltd.  
The drawings, designs, and specifications and copyright therein are the property of Parallel Workshop Pty Ltd, and must not be used, copied, or reproduced wholly or in part without the express written permission of Parallel Workshop Pty Ltd.  
Do not scale drawings. Use given dimensions only.  
Any discrepancy in drawings or specifications shall be referred to Parallel Workshop Pty Ltd.

Project  
**PROPOSED TOWNHOUSE DEVELOPMENT**  
149 HANSWORTH STREET, MULGRAVE

Client  
**MONOLITH PROJECTS**

**ADVERTISED COPY - CITY OF MONASH**  
This copied document is made available for the sole purpose of enabling its consideration and review as part of a planning process under the Planning and Environment Act.  
The document must not be used for any purpose which may breach copyright.

Revision			Issued By
No.	Date	Notes	
1	20.12.16	ISSUED FOR STA APPLICATION	JX

Title  
**GENERAL ARRANGEMENT FIRST FLOOR PLAN**

Sheet Status  
**TOWN PLANNING**  
**NOT FOR CONSTRUCTION**

Sheet No.  
**TP102**

Scale  
**As indicated** at A1

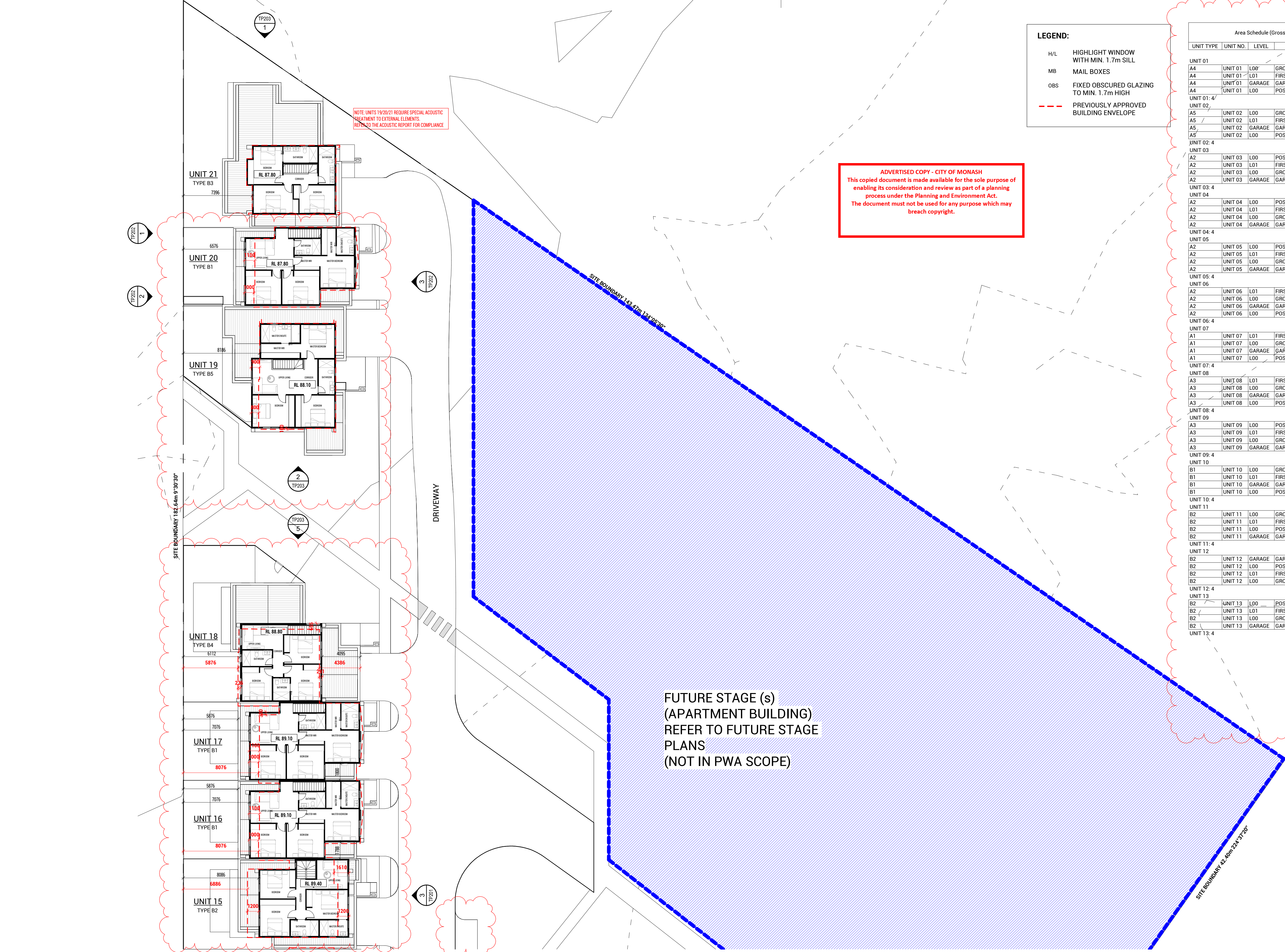
Date  
**20.12.16**

**TOWN PLANNING**

Revision  
**-**

Project No.  
**19365**





NOTE: UNITS 19/20/21 REQUIRE SPECIAL ACOUSTIC TREATMENT TO EXTERNAL ELEMENTS. REFER TO THE ACOUSTIC REPORT FOR COMPLIANCE.

ADVERTISED COPY - CITY OF MONASH  
This copied document is made available for the sole purpose of enabling its consideration and review as part of a planning process under the Planning and Environment Act. The document must not be used for any purpose which may breach copyright.

**LEGEND:**

- H/L HIGHLIGHT WINDOW WITH MIN. 1.7m SILL
- MB MAIL BOXES
- OBS FIXED OBSCURED GLAZING TO MIN. 1.7m HIGH
- PREVIOUSLY APPROVED BUILDING ENVELOPE

Area Schedule (Gross Building)					
UNIT TYPE	UNIT NO.	LEVEL	DESCRIPTION	AREA	
UNIT 01					
A4	UNIT 01	L00	GROUND FLOOR AREA	101 m <sup>2</sup>	
A4	UNIT 01	L01	FIRST FLOOR AREA	92 m <sup>2</sup>	
A4	UNIT 01	L00	GARAGE AREA	36 m <sup>2</sup>	
A4	UNIT 01	L00	POS - UNIT 1	100 m <sup>2</sup>	
UNIT 01: 4					329 m <sup>2</sup>
UNIT 02					
A5	UNIT 02	L00	GROUND FLOOR AREA	110 m <sup>2</sup>	
A5	UNIT 02	L01	FIRST FLOOR AREA	88 m <sup>2</sup>	
A5	UNIT 02	L00	GARAGE AREA	36 m <sup>2</sup>	
A5	UNIT 02	L00	POS - UNIT 2	195 m <sup>2</sup>	
UNIT 02: 4					428 m <sup>2</sup>
UNIT 03					
A2	UNIT 03	L00	POS - UNIT 3	87 m <sup>2</sup>	
A2	UNIT 03	L01	FIRST FLOOR AREA	89 m <sup>2</sup>	
A2	UNIT 03	L01	GROUND FLOOR AREA	107 m <sup>2</sup>	
A2	UNIT 03	L00	GARAGE AREA	36 m <sup>2</sup>	
UNIT 03: 4					319 m <sup>2</sup>
UNIT 04					
A2	UNIT 04	L00	POS - UNIT 4	90 m <sup>2</sup>	
A2	UNIT 04	L01	FIRST FLOOR AREA	89 m <sup>2</sup>	
A2	UNIT 04	L01	GROUND FLOOR AREA	107 m <sup>2</sup>	
A2	UNIT 04	L00	GARAGE AREA	36 m <sup>2</sup>	
UNIT 04: 4					322 m <sup>2</sup>
UNIT 05					
A2	UNIT 05	L00	POS - UNIT 5	95 m <sup>2</sup>	
A2	UNIT 05	L01	FIRST FLOOR AREA	89 m <sup>2</sup>	
A2	UNIT 05	L00	GROUND FLOOR AREA	107 m <sup>2</sup>	
A2	UNIT 05	L00	GARAGE AREA	36 m <sup>2</sup>	
UNIT 05: 4					327 m <sup>2</sup>
UNIT 06					
A2	UNIT 06	L01	FIRST FLOOR AREA	89 m <sup>2</sup>	
A2	UNIT 06	L00	GROUND FLOOR AREA	107 m <sup>2</sup>	
A2	UNIT 06	L00	GARAGE AREA	36 m <sup>2</sup>	
A2	UNIT 06	L00	POS - UNIT 6	100 m <sup>2</sup>	
UNIT 06: 4					332 m <sup>2</sup>
UNIT 07					
A1	UNIT 07	L01	FIRST FLOOR AREA	79 m <sup>2</sup>	
A1	UNIT 07	L00	GROUND FLOOR AREA	101 m <sup>2</sup>	
A1	UNIT 07	L00	GARAGE AREA	39 m <sup>2</sup>	
A1	UNIT 07	L00	POS - UNIT 7	105 m <sup>2</sup>	
UNIT 07: 4					325 m <sup>2</sup>
UNIT 08					
A3	UNIT 08	L01	FIRST FLOOR AREA	88 m <sup>2</sup>	
A3	UNIT 08	L00	GROUND FLOOR AREA	109 m <sup>2</sup>	
A3	UNIT 08	L00	GARAGE AREA	40 m <sup>2</sup>	
A3	UNIT 08	L00	POS - UNIT 8	146 m <sup>2</sup>	
UNIT 08: 4					382 m <sup>2</sup>
UNIT 09					
A3	UNIT 09	L00	POS - UNIT 9	137 m <sup>2</sup>	
A3	UNIT 09	L01	FIRST FLOOR AREA	88 m <sup>2</sup>	
A3	UNIT 09	L00	GROUND FLOOR AREA	109 m <sup>2</sup>	
A3	UNIT 09	L00	GARAGE AREA	40 m <sup>2</sup>	
UNIT 09: 4					373 m <sup>2</sup>
UNIT 10					
B1	UNIT 10	L00	GROUND FLOOR AREA	65 m <sup>2</sup>	
B1	UNIT 10	L01	FIRST FLOOR AREA	90 m <sup>2</sup>	
B1	UNIT 10	L00	GARAGE AREA	36 m <sup>2</sup>	
B1	UNIT 10	L00	POS - UNIT 10	50 m <sup>2</sup>	
UNIT 10: 4					241 m <sup>2</sup>
UNIT 11					
B2	UNIT 11	L00	GROUND FLOOR AREA	80 m <sup>2</sup>	
B2	UNIT 11	L01	FIRST FLOOR AREA	78 m <sup>2</sup>	
B2	UNIT 11	L00	POS - UNIT 11	64 m <sup>2</sup>	
B2	UNIT 11	L00	GARAGE AREA	38 m <sup>2</sup>	
UNIT 11: 4					259 m <sup>2</sup>
UNIT 12					
B2	UNIT 12	L00	POS - UNIT 12	38 m <sup>2</sup>	
B2	UNIT 12	L00	GROUND FLOOR AREA	64 m <sup>2</sup>	
B2	UNIT 12	L01	FIRST FLOOR AREA	78 m <sup>2</sup>	
B2	UNIT 12	L00	GROUND FLOOR AREA	80 m <sup>2</sup>	
UNIT 12: 4					259 m <sup>2</sup>
UNIT 13					
B2	UNIT 13	L00	POS - UNIT 13	64 m <sup>2</sup>	
B2	UNIT 13	L01	FIRST FLOOR AREA	78 m <sup>2</sup>	
B2	UNIT 13	L00	GROUND FLOOR AREA	80 m <sup>2</sup>	
B2	UNIT 13	L00	GARAGE AREA	38 m <sup>2</sup>	
UNIT 13: 4					259 m <sup>2</sup>
UNIT 14					
B2	UNIT 14	L00	POS - UNIT 14	64 m <sup>2</sup>	
B2	UNIT 14	L01	FIRST FLOOR AREA	78 m <sup>2</sup>	
B2	UNIT 14	L00	GROUND FLOOR AREA	80 m <sup>2</sup>	
B2	UNIT 14	L00	GARAGE AREA	38 m <sup>2</sup>	
UNIT 14: 4					259 m <sup>2</sup>
UNIT 15					
B2	UNIT 15	L00	POS - UNIT 15	64 m <sup>2</sup>	
B2	UNIT 15	L01	FIRST FLOOR AREA	78 m <sup>2</sup>	
B2	UNIT 15	L00	GROUND FLOOR AREA	80 m <sup>2</sup>	
B2	UNIT 15	L00	GARAGE AREA	38 m <sup>2</sup>	
UNIT 15: 4					259 m <sup>2</sup>
UNIT 16					
B1	UNIT 16	L00	POS - UNIT 16	50 m <sup>2</sup>	
B1	UNIT 16	L01	FIRST FLOOR AREA	90 m <sup>2</sup>	
B1	UNIT 16	L00	GROUND FLOOR AREA	65 m <sup>2</sup>	
B1	UNIT 16	L00	GARAGE AREA	36 m <sup>2</sup>	
UNIT 16: 4					241 m <sup>2</sup>
UNIT 17					
B1	UNIT 17	L00	POS - UNIT 17	50 m <sup>2</sup>	
B1	UNIT 17	L01	FIRST FLOOR AREA	90 m <sup>2</sup>	
B1	UNIT 17	L00	GROUND FLOOR AREA	65 m <sup>2</sup>	
B1	UNIT 17	L00	GARAGE AREA	36 m <sup>2</sup>	
UNIT 17: 4					241 m <sup>2</sup>
UNIT 18					
B4	UNIT 18	L00	GROUND FLOOR AREA	101 m <sup>2</sup>	
B4	UNIT 18	L01	FIRST FLOOR AREA	74 m <sup>2</sup>	
B4	UNIT 18	L00	GARAGE AREA	41 m <sup>2</sup>	
B4	UNIT 18	L00	POS - UNIT 18	112 m <sup>2</sup>	
UNIT 18: 4					328 m <sup>2</sup>
UNIT 19					
B5	UNIT 19	L00	GROUND FLOOR AREA	118 m <sup>2</sup>	
B5	UNIT 19	L01	FIRST FLOOR AREA	99 m <sup>2</sup>	
B5	UNIT 19	L00	GARAGE AREA	39 m <sup>2</sup>	
B5	UNIT 19	L00	POS - UNIT 19	59 m <sup>2</sup>	
UNIT 19: 4					315 m <sup>2</sup>
UNIT 20					
B1	UNIT 20	L00	POS - UNIT 20	45 m <sup>2</sup>	
B1	UNIT 20	L01	FIRST FLOOR AREA	90 m <sup>2</sup>	
B1	UNIT 20	L00	GROUND FLOOR AREA	65 m <sup>2</sup>	
B1	UNIT 20	L00	GARAGE AREA	36 m <sup>2</sup>	
UNIT 20: 4					237 m <sup>2</sup>
UNIT 21					
B3	UNIT 21	L00	GROUND FLOOR AREA	112 m <sup>2</sup>	
B3	UNIT 21	L01	FIRST FLOOR AREA	68 m <sup>2</sup>	
B3	UNIT 21	L00	GARAGE AREA	46 m <sup>2</sup>	
B3	UNIT 21	L00	POS - UNIT 21	139 m <sup>2</sup>	
UNIT 21: 4					366 m <sup>2</sup>
UNIT 22					
C1	UNIT 22	L01	FIRST FLOOR AREA	90 m <sup>2</sup>	
C1	UNIT 22	L00	GARAGE AREA	40 m <sup>2</sup>	
C1	UNIT 22	L00	POS - UNIT 22	82 m <sup>2</sup>	
C1	UNIT 22	L00	GROUND FLOOR AREA	61 m <sup>2</sup>	
UNIT 22: 4					274 m <sup>2</sup>
UNIT 23					
C2	UNIT 23	L00	POS - UNIT 23	49 m <sup>2</sup>	
C2	UNIT 23	L01	FIRST FLOOR AREA	90 m <sup>2</sup>	
C2	UNIT 23	L00	GROUND FLOOR AREA	67 m <sup>2</sup>	
C2	UNIT 23	L00	GARAGE AREA	39 m <sup>2</sup>	
UNIT 23: 4					245 m <sup>2</sup>
UNIT 24					
C2	UNIT 24	L00	POS - UNIT 24	97 m <sup>2</sup>	
C2	UNIT 24	L01	FIRST FLOOR AREA	90 m <sup>2</sup>	
C2	UNIT 24	L00	GROUND FLOOR AREA	67 m <sup>2</sup>	
C2	UNIT 24	L00	GARAGE AREA	39 m <sup>2</sup>	
UNIT 24: 4					293 m <sup>2</sup>
UNIT 25					
C2	UNIT 25	L00	POS - UNIT 25	49 m <sup>2</sup>	
C2	UNIT 25	L01	FIRST FLOOR AREA	90 m <sup>2</sup>	
C2	UNIT 25	L00	GROUND FLOOR AREA	67 m <sup>2</sup>	
C2	UNIT 25	L00	GARAGE AREA	39 m <sup>2</sup>	
UNIT 25: 4					245 m <sup>2</sup>
UNIT 26					
C2	UNIT 26	L00	POS - UNIT 26	49 m <sup>2</sup>	
C2	UNIT 26	L01	FIRST FLOOR AREA	90 m <sup>2</sup>	
C2	UNIT 26	L00	GROUND FLOOR AREA	67 m <sup>2</sup>	
C2	UNIT 26	L00	GARAGE AREA	39 m <sup>2</sup>	
UNIT 26: 4					245 m <sup>2</sup>
UNIT 27					
C2	UNIT 27	L00	POS - UNIT 27	49 m <sup>2</sup>	
C2	UNIT 27	L01	FIRST FLOOR AREA	90 m <sup>2</sup>	
C2	UNIT 27	L00	GROUND FLOOR AREA	67 m <sup>2</sup>	
C2	UNIT 27	L00	GARAGE AREA	39 m <sup>2</sup>	
UNIT 27: 4					245 m <sup>2</sup>
UNIT 28					
C2	UNIT 28	L00	POS - UNIT 28	49 m <sup>2</sup>	
C2	UNIT 28	L01	FIRST FLOOR AREA	90 m <sup>2</sup>	
C2	UNIT 28	L00	GROUND FLOOR AREA	67 m <sup>2</sup>	
C2	UNIT 28	L00	GARAGE AREA	39 m <sup>2</sup>	
UNIT 28: 4					246 m <sup>2</sup>
Grand total:					8197 m <sup>2</sup>

FUTURE STAGE (s)  
(APARTMENT BUILDING)  
REFER TO FUTURE STAGE  
PLANS  
(NOT IN PWA SCOPE)

**DEVELOPMENT SUMMARY (STAGE 1+2)**

TOTAL SITE AREA:	16685.2m <sup>2</sup>	
<b>STAGE 1+2</b>		
SITE AREA:	11978.6m <sup>2</sup>	
SITE COVERAGE:	3783.5m <sup>2</sup>	31.6%
GARDEN AREA:	5496.4m <sup>2</sup>	45.9%
PERMEABILITY:	4787.5m <sup>2</sup>	40.0%
TOTAL GFA (INCL. GARAGE):	5888m <sup>2</sup>	
GF GFA (INCL. GARAGE):	3478m <sup>2</sup>	
1F GFA:	2410m <sup>2</sup>	

**TOWN PLANNING**



Copyright © Parallel Workshop Pty Ltd.  
The drawings, designs, and specifications and copyright therein are the property of Parallel Workshop Pty Ltd, and must not be used, copied, or reproduced wholly or in part without the express written permission of Parallel Workshop Pty Ltd.  
Do not scale drawings. Use given dimensions only.  
Any discrepancy in drawings or specifications shall be referred to Parallel Workshop Pty Ltd.

Project: **PROPOSED TOWNHOUSE DEVELOPMENT**  
**149 HANSWORTH STREET, MULGRAVE**  
Client: **MONOLITH PROJECTS**

**Revision**

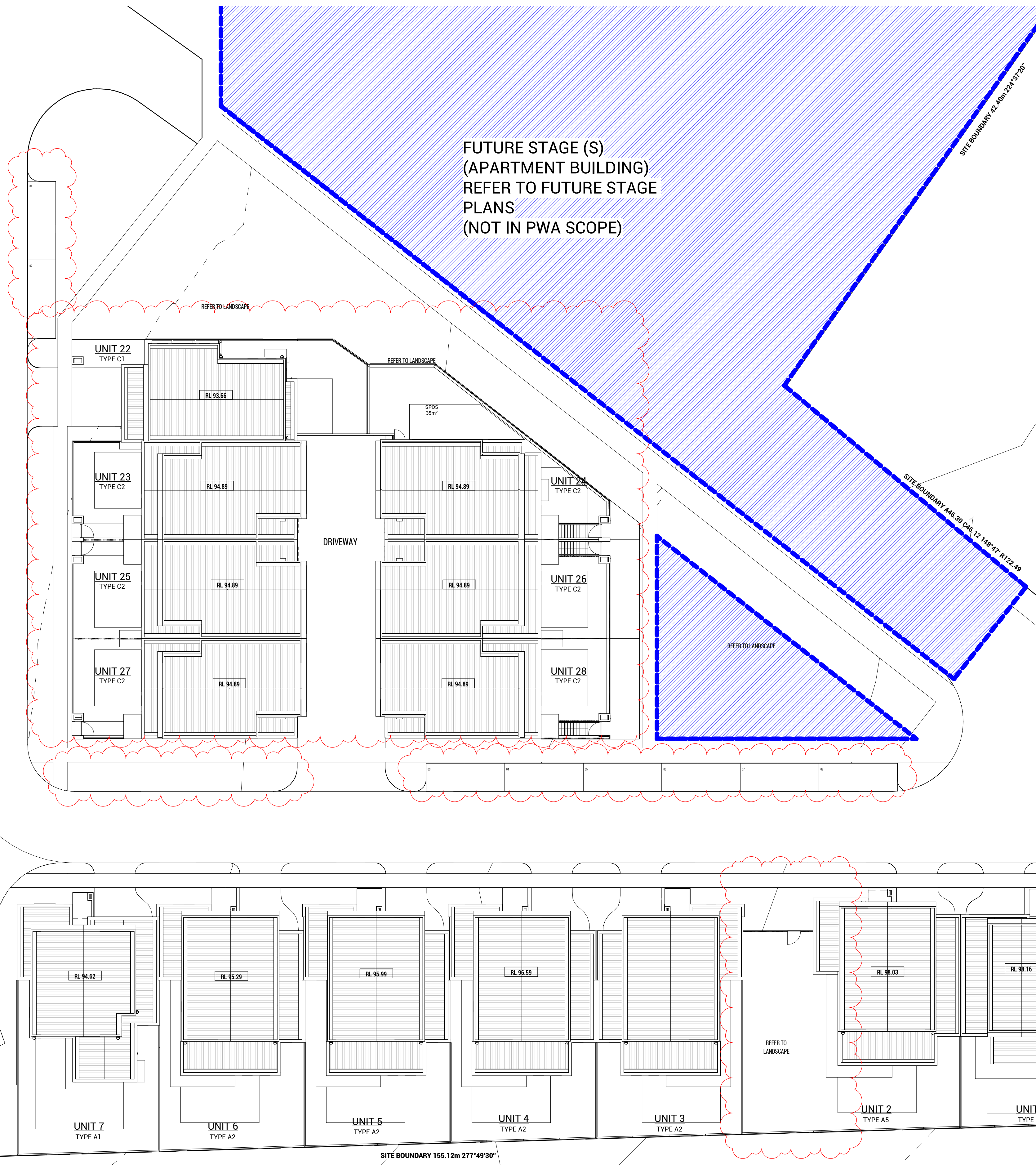
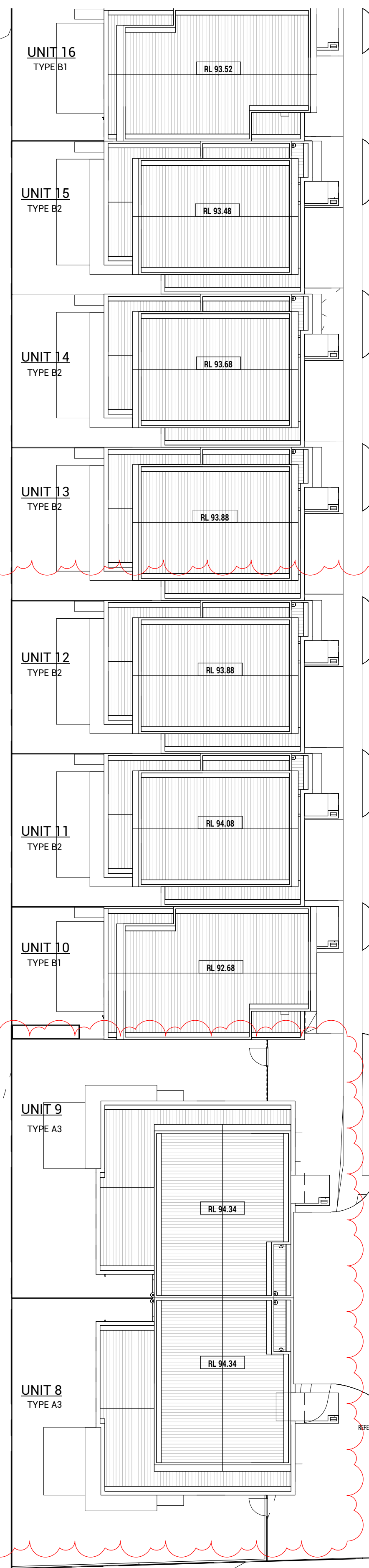
No.	Date	Notes	Issued By
1	20.12.16	ISSUED FOR RTA APPLICATION	JX

Title: **GENERAL ARRANGEMENT FIRST FLOOR PLAN**  
Sheet Status: **TOWN PLANNING**  
**NOT FOR CONSTRUCTION**

Sheet No.: **TP103**  
Scale: **As indicated** at A1  
Date: **20.12.16**

Revision: **-**  
Project No.: **19365**





Area Schedule (Gross Building)				
UNIT TYPE	UNIT NO.	LEVEL	DESCRIPTION	AREA
UNIT 01				
A4	UNIT 01	L00	GROUND FLOOR AREA	101 m <sup>2</sup>
A4	UNIT 01	L01	FIRST FLOOR AREA	92 m <sup>2</sup>
A4	UNIT 01	L00	GARAGE AREA	36 m <sup>2</sup>
A4	UNIT 01	L00	POS - UNIT 1	100 m <sup>2</sup>
UNIT 01: 4				
UNIT 02				
A5	UNIT 02	L00	GROUND FLOOR AREA	110 m <sup>2</sup>
A5	UNIT 02	L01	FIRST FLOOR AREA	88 m <sup>2</sup>
A5	UNIT 02	L00	GARAGE AREA	36 m <sup>2</sup>
A5	UNIT 02	L00	POS - UNIT 2	195 m <sup>2</sup>
UNIT 02: 4				
UNIT 03				
A2	UNIT 03	L00	POS - UNIT 3	87 m <sup>2</sup>
A2	UNIT 03	L01	FIRST FLOOR AREA	89 m <sup>2</sup>
A2	UNIT 03	L00	GROUND FLOOR AREA	107 m <sup>2</sup>
A2	UNIT 03	L00	GARAGE AREA	36 m <sup>2</sup>
UNIT 03: 4				
UNIT 04				
A2	UNIT 04	L00	POS - UNIT 4	90 m <sup>2</sup>
A2	UNIT 04	L01	FIRST FLOOR AREA	89 m <sup>2</sup>
A2	UNIT 04	L00	GROUND FLOOR AREA	107 m <sup>2</sup>
A2	UNIT 04	L00	GARAGE AREA	36 m <sup>2</sup>
UNIT 04: 4				
UNIT 05				
A2	UNIT 05	L00	POS - UNIT 5	95 m <sup>2</sup>
A2	UNIT 05	L01	FIRST FLOOR AREA	89 m <sup>2</sup>
A2	UNIT 05	L00	GROUND FLOOR AREA	107 m <sup>2</sup>
A2	UNIT 05	L00	GARAGE AREA	36 m <sup>2</sup>
UNIT 05: 4				
UNIT 06				
A2	UNIT 06	L01	FIRST FLOOR AREA	89 m <sup>2</sup>
A2	UNIT 06	L00	GROUND FLOOR AREA	107 m <sup>2</sup>
A2	UNIT 06	L00	GARAGE AREA	36 m <sup>2</sup>
A2	UNIT 06	L00	POS - UNIT 6	100 m <sup>2</sup>
UNIT 06: 4				
UNIT 07				
A1	UNIT 07	L01	FIRST FLOOR AREA	79 m <sup>2</sup>
A1	UNIT 07	L00	GROUND FLOOR AREA	101 m <sup>2</sup>
A1	UNIT 07	L00	GARAGE AREA	39 m <sup>2</sup>
A1	UNIT 07	L00	POS - UNIT 7	105 m <sup>2</sup>
UNIT 07: 4				
UNIT 08				
A3	UNIT 08	L01	FIRST FLOOR AREA	88 m <sup>2</sup>
A3	UNIT 08	L00	GROUND FLOOR AREA	109 m <sup>2</sup>
A3	UNIT 08	L00	GARAGE AREA	40 m <sup>2</sup>
A3	UNIT 08	L00	POS - UNIT 8	146 m <sup>2</sup>
UNIT 08: 4				
UNIT 09				
A3	UNIT 09	L00	POS - UNIT 9	137 m <sup>2</sup>
A3	UNIT 09	L01	FIRST FLOOR AREA	88 m <sup>2</sup>
A3	UNIT 09	L00	GROUND FLOOR AREA	109 m <sup>2</sup>
A3	UNIT 09	L00	GARAGE AREA	40 m <sup>2</sup>
UNIT 09: 4				
UNIT 10				
B1	UNIT 10	L00	GROUND FLOOR AREA	65 m <sup>2</sup>
B1	UNIT 10	L01	FIRST FLOOR AREA	90 m <sup>2</sup>
B1	UNIT 10	L00	GARAGE AREA	36 m <sup>2</sup>
B1	UNIT 10	L00	POS - UNIT 10	50 m <sup>2</sup>
UNIT 10: 4				
UNIT 11				
B2	UNIT 11	L00	GROUND FLOOR AREA	80 m <sup>2</sup>
B2	UNIT 11	L01	FIRST FLOOR AREA	78 m <sup>2</sup>
B2	UNIT 11	L00	POS - UNIT 11	64 m <sup>2</sup>
B2	UNIT 11	L00	GARAGE AREA	38 m <sup>2</sup>
UNIT 11: 4				
UNIT 12				
B3	UNIT 12	L00	POS - UNIT 12	38 m <sup>2</sup>
B2	UNIT 12	L01	FIRST FLOOR AREA	64 m <sup>2</sup>
B2	UNIT 12	L00	GROUND FLOOR AREA	78 m <sup>2</sup>
B2	UNIT 12	L00	GROUND FLOOR AREA	80 m <sup>2</sup>
UNIT 12: 4				
UNIT 13				
B2	UNIT 13	L00	POS - UNIT 13	64 m <sup>2</sup>
B2	UNIT 13	L01	FIRST FLOOR AREA	78 m <sup>2</sup>
B2	UNIT 13	L00	GROUND FLOOR AREA	80 m <sup>2</sup>
B2	UNIT 13	L00	GARAGE AREA	38 m <sup>2</sup>
UNIT 13: 4				

Area Schedule (Gross Building)				
UNIT TYPE	UNIT NO.	LEVEL	DESCRIPTION	AREA
UNIT 14				
B2	UNIT 14	L00	POS - UNIT 14	64 m <sup>2</sup>
B2	UNIT 14	L01	FIRST FLOOR AREA	78 m <sup>2</sup>
B2	UNIT 14	L00	GROUND FLOOR AREA	80 m <sup>2</sup>
B2	UNIT 14	L00	GARAGE AREA	38 m <sup>2</sup>
UNIT 14: 4				
UNIT 15				
B2	UNIT 15	L00	POS - UNIT 15	64 m <sup>2</sup>
B2	UNIT 15	L01	FIRST FLOOR AREA	78 m <sup>2</sup>
B2	UNIT 15	L00	GROUND FLOOR AREA	80 m <sup>2</sup>
B2	UNIT 15	L00	GARAGE AREA	38 m <sup>2</sup>
UNIT 15: 4				
UNIT 16				
B1	UNIT 16	L00	POS - UNIT 16	50 m <sup>2</sup>
B1	UNIT 16	L01	FIRST FLOOR AREA	90 m <sup>2</sup>
B1	UNIT 16	L00	GROUND FLOOR AREA	65 m <sup>2</sup>
B1	UNIT 16	L00	GARAGE AREA	36 m <sup>2</sup>
UNIT 16: 4				
UNIT 17				
B1	UNIT 17	L00	POS - UNIT 17	50 m <sup>2</sup>
B1	UNIT 17	L01	FIRST FLOOR AREA	90 m <sup>2</sup>
B1	UNIT 17	L00	GROUND FLOOR AREA	65 m <sup>2</sup>
B1	UNIT 17	L00	GARAGE AREA	36 m <sup>2</sup>
UNIT 17: 4				
UNIT 18				
B4	UNIT 18	L00	GROUND FLOOR AREA	101 m <sup>2</sup>
B4	UNIT 18	L01	FIRST FLOOR AREA	74 m <sup>2</sup>
B4	UNIT 18	L00	GARAGE AREA	41 m <sup>2</sup>
B4	UNIT 18	L00	POS - UNIT 18	112 m <sup>2</sup>
UNIT 18: 4				
UNIT 19				
B5	UNIT 19	L00	GROUND FLOOR AREA	118 m <sup>2</sup>
B5	UNIT 19	L01	FIRST FLOOR AREA	99 m <sup>2</sup>
B5	UNIT 19	L00	GARAGE AREA	39 m <sup>2</sup>
B5	UNIT 19	L00	POS - UNIT 19	59 m <sup>2</sup>
UNIT 19: 4				
UNIT 20				
B1	UNIT 20	L00	POS - UNIT 20	45 m <sup>2</sup>
B1	UNIT 20	L01	FIRST FLOOR AREA	90 m <sup>2</sup>
B1	UNIT 20	L00	GROUND FLOOR AREA	65 m <sup>2</sup>
B1	UNIT 20	L00	GARAGE AREA	36 m <sup>2</sup>
UNIT 20: 4				
UNIT 21				
B3	UNIT 21	L00	GROUND FLOOR AREA	112 m <sup>2</sup>
B3	UNIT 21	L01	FIRST FLOOR AREA	68 m <sup>2</sup>
B3	UNIT 21	L00	GARAGE AREA	46 m <sup>2</sup>
B3	UNIT 21	L00	POS - UNIT 21	139 m <sup>2</sup>
UNIT 21: 4				
UNIT 22				
C1	UNIT 22	L01	FIRST FLOOR AREA	90 m <sup>2</sup>
C1	UNIT 22	L00	GARAGE AREA	40 m <sup>2</sup>
C1	UNIT 22	L00	POS - UNIT 22	82 m <sup>2</sup>
C1	UNIT 22	L00	GROUND FLOOR AREA	61 m <sup>2</sup>
UNIT 22: 4				
UNIT 23				
C2	UNIT 23	L00	POS - UNIT 23	49 m <sup>2</sup>
C2	UNIT 23	L01	FIRST FLOOR AREA	90 m <sup>2</sup>
C2	UNIT 23	L00	GROUND FLOOR AREA	67 m <sup>2</sup>
C2	UNIT 23	L00	GARAGE AREA	39 m <sup>2</sup>
UNIT 23: 4				
UNIT 24				
C2	UNIT 24	L00	POS - UNIT 24	97 m <sup>2</sup>
C2	UNIT 24	L01	FIRST FLOOR AREA	90 m <sup>2</sup>
C2	UNIT 24	L00	GROUND FLOOR AREA	67 m <sup>2</sup>
C2	UNIT 24	L00	GARAGE AREA	39 m <sup>2</sup>
UNIT 24: 4				
UNIT 25				
C2	UNIT 25	L00	POS - UNIT 25	49 m <sup>2</sup>
C2	UNIT 25	L01	FIRST FLOOR AREA	90 m <sup>2</sup>
C2	UNIT 25	L00	GROUND FLOOR AREA	67 m <sup>2</sup>
C2	UNIT 25	L00	GARAGE AREA	39 m <sup>2</sup>
UNIT 25: 4				
UNIT 26				
C2	UNIT 26	L00	POS - UNIT 26	49 m <sup>2</sup>
C2	UNIT 26	L01	FIRST FLOOR AREA	90 m <sup>2</sup>
C2	UNIT 26	L00	GROUND FLOOR AREA	67 m <sup>2</sup>
C2	UNIT 26	L00	GARAGE AREA	39 m <sup>2</sup>
UNIT 26: 4				
UNIT 27				
C2	UNIT 27	L00	POS - UNIT 27	49 m <sup>2</sup>
C2	UNIT 27	L01	FIRST FLOOR AREA	90 m <sup>2</sup>
C2	UNIT 27	L00	GROUND FLOOR AREA	67 m <sup>2</sup>
C2	UNIT 27	L00	GARAGE AREA	39 m <sup>2</sup>
UNIT 27: 4				
UNIT 28				
C2	UNIT 28	L00	POS - UNIT 28	49 m <sup>2</sup>
C2	UNIT 28	L01	FIRST FLOOR AREA	90 m <sup>2</sup>
C2	UNIT 28	L00	GROUND FLOOR AREA	67 m <sup>2</sup>
C2	UNIT 28	L00	GARAGE AREA	39 m <sup>2</sup>
UNIT 28: 4				
Grand total				112
Grand total				8197 m <sup>2</sup>

**PWA**  
Architecture | Interior Design  
Parallel Workshop Pty Ltd  
ACN 611 137 458  
A: 10 Elizabeth Street, Richmond VIC 3121  
E: info@parallelworkshop.com.au  
T: +61 03 9020100

Copyright © Parallel Workshop Pty Ltd.  
The drawings, designs, and specifications and copyright therein are the property of Parallel Workshop Pty Ltd, and must not be used, copied, or reproduced wholly or in part without the express written permission of Parallel Workshop Pty Ltd.  
Do not scale drawings. Use given dimensions only.  
Any discrepancy in drawings or specifications shall be referred to Parallel Workshop Pty Ltd.

Project: **PROPOSED TOWNHOUSE DEVELOPMENT**  
149 HANSWORTH STREET, MULGRAVE  
Client: **MONOLITH PROJECTS**

19365- 17/12/2020 3:14:07 PM DRAWN BY: Author CHECKED BY: Checker

Revision

No.	Date	Notes	Issued By
1	20.12.16	ISSUED FOR BTA APPLICATION	JX

Title: **GENERAL ARRANGEMENT ROOF PLAN**  
Sheet Status: **TOWN PLANNING**  
**NOT FOR CONSTRUCTION**

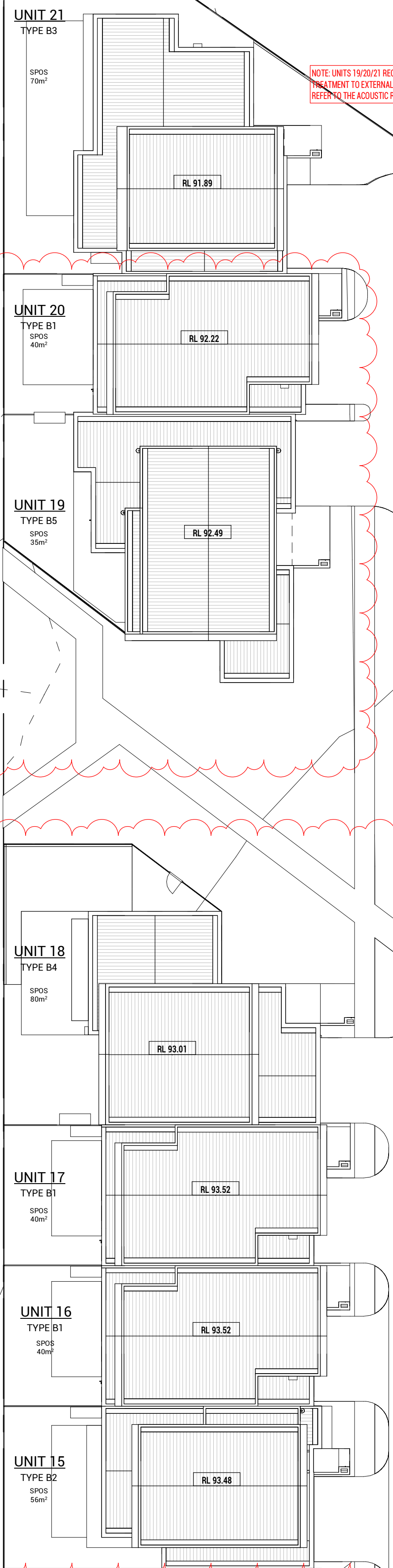
Scale: **1 : 200** at A1  
Date: **20.12.16**

Revision: -  
Project No: **19365**

ADVERTISED COPY - CITY OF MONASH  
This copied document is made available for the sole purpose of enabling its consideration and review as part of a planning process under the Planning and Environment Act. The document must not be used for any purpose which may breach copyright.

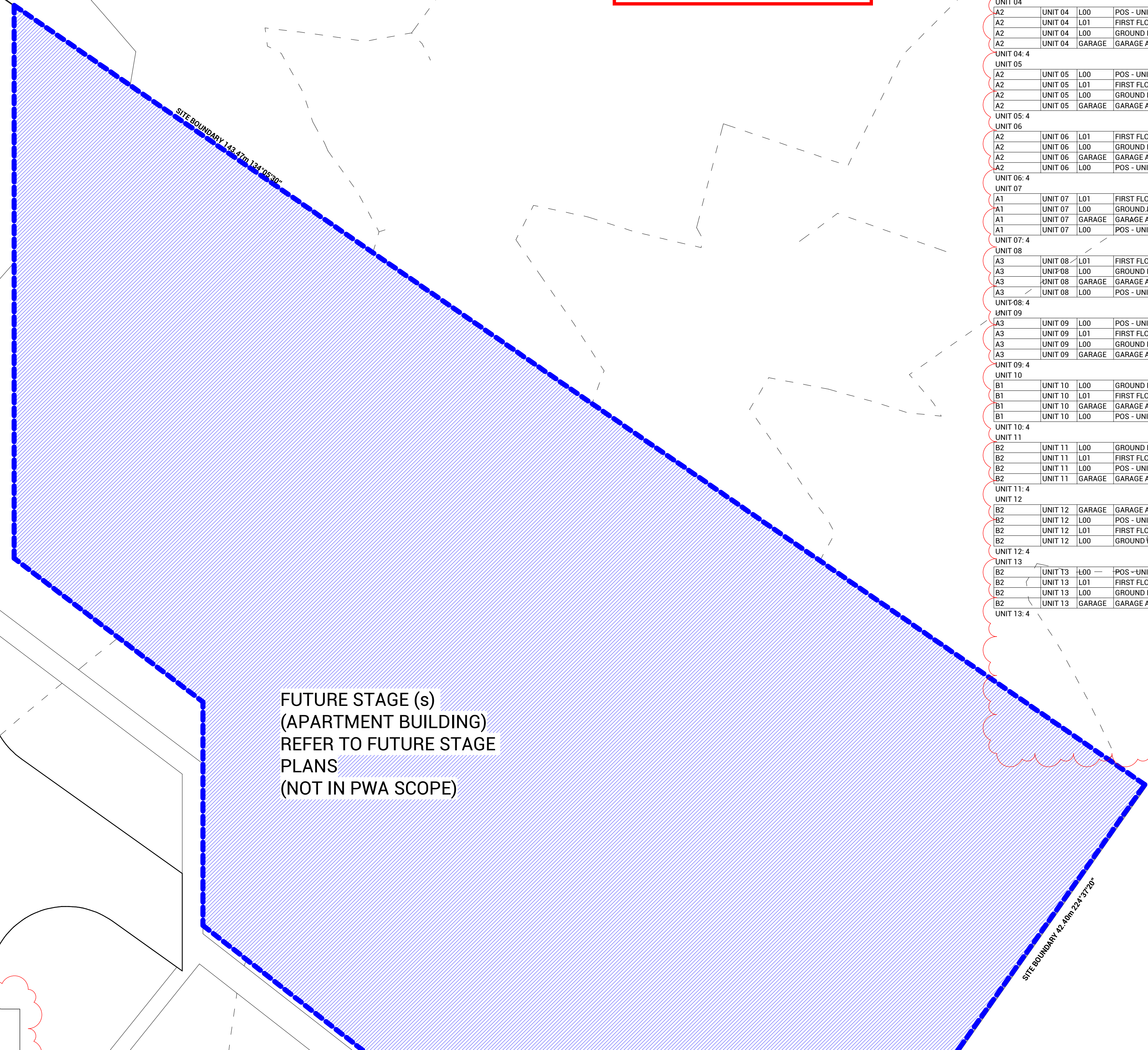
**TOWN PLANNING**





NOTE: UNITS 19/20/21 REQUIRE SPECIAL ACOUSTIC TREATMENT TO EXTERNAL ELEMENTS. REFER TO THE ACOUSTIC REPORT FOR COMPLIANCE.

ADVERTISED COPY - CITY OF MONASH  
 This copied document is made available for the sole purpose of enabling its consideration and review as part of a planning process under the Planning and Environment Act.  
 The document must not be used for any purpose which may breach copyright.



FUTURE STAGE (s)  
 (APARTMENT BUILDING)  
 REFER TO FUTURE STAGE  
 PLANS  
 (NOT IN PWA SCOPE)

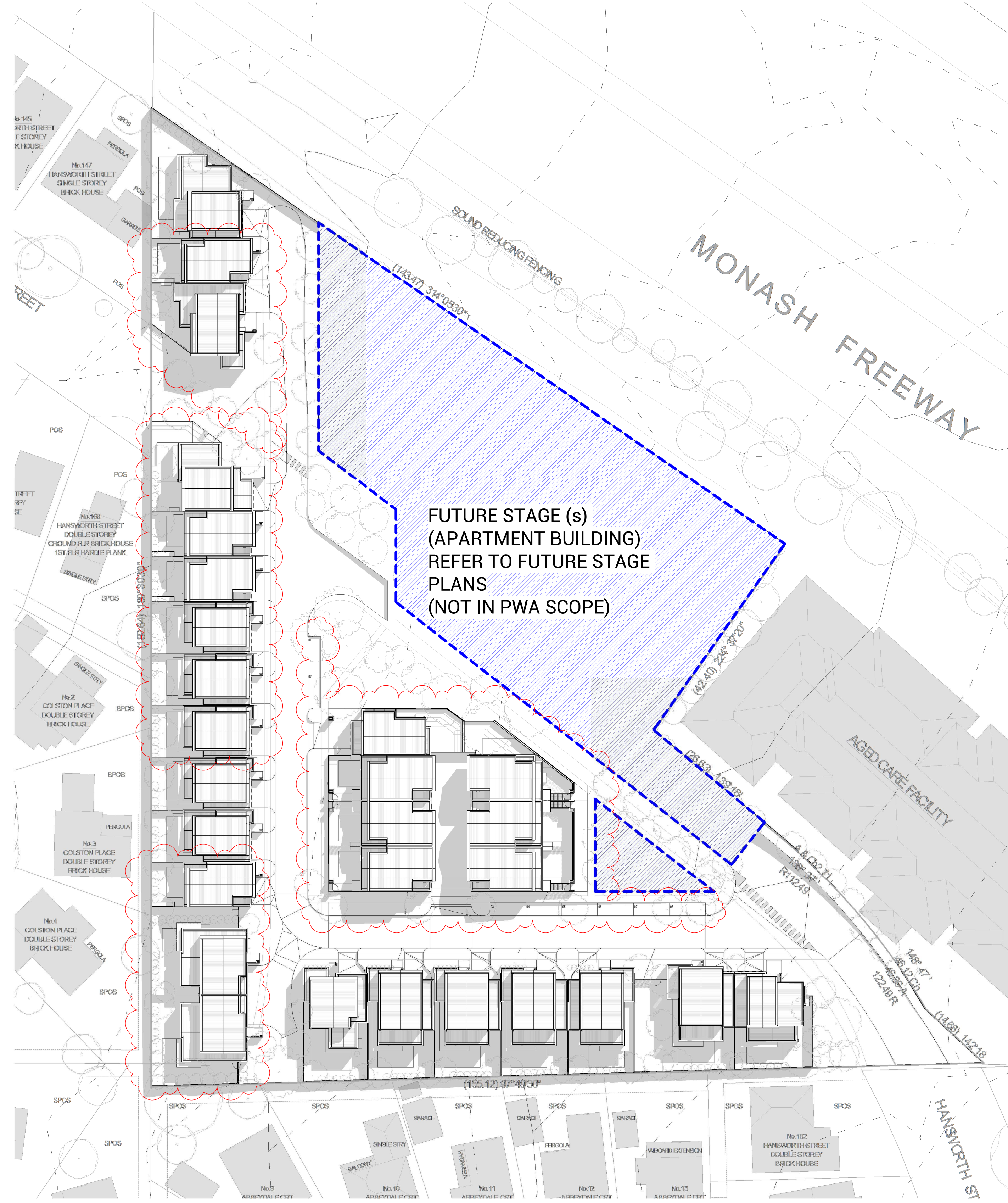
Area Schedule (Gross Building)					
UNIT TYPE	UNIT NO.	LEVEL	DESCRIPTION	AREA	
UNIT 01					
A4	UNIT 01	L00	GROUND FLOOR AREA	101 m <sup>2</sup>	
A4	UNIT 01	L01	FIRST FLOOR AREA	92 m <sup>2</sup>	
A4	UNIT 01	L00	GARAGE AREA	36 m <sup>2</sup>	
A4	UNIT 01	L00	POS - UNIT 1	100 m <sup>2</sup>	
UNIT 01: 4					329 m <sup>2</sup>
UNIT 02					
A5	UNIT 02	L00	GROUND FLOOR AREA	110 m <sup>2</sup>	
A5	UNIT 02	L01	FIRST FLOOR AREA	88 m <sup>2</sup>	
A5	UNIT 02	L00	GARAGE AREA	36 m <sup>2</sup>	
A5	UNIT 02	L00	POS - UNIT 2	195 m <sup>2</sup>	
UNIT 02: 4					428 m <sup>2</sup>
UNIT 03					
A2	UNIT 03	L00	POS - UNIT 3	87 m <sup>2</sup>	
A2	UNIT 03	L01	FIRST FLOOR AREA	89 m <sup>2</sup>	
A2	UNIT 03	L00	GARAGE AREA	107 m <sup>2</sup>	
A2	UNIT 03	L00	GARAGE AREA	36 m <sup>2</sup>	
UNIT 03: 4					319 m <sup>2</sup>
UNIT 04					
A2	UNIT 04	L00	POS - UNIT 4	90 m <sup>2</sup>	
A2	UNIT 04	L01	FIRST FLOOR AREA	89 m <sup>2</sup>	
A2	UNIT 04	L00	GARAGE AREA	107 m <sup>2</sup>	
A2	UNIT 04	L00	GARAGE AREA	36 m <sup>2</sup>	
UNIT 04: 4					322 m <sup>2</sup>
UNIT 05					
A2	UNIT 05	L00	POS - UNIT 5	95 m <sup>2</sup>	
A2	UNIT 05	L01	FIRST FLOOR AREA	89 m <sup>2</sup>	
A2	UNIT 05	L00	GARAGE AREA	107 m <sup>2</sup>	
A2	UNIT 05	L00	GARAGE AREA	36 m <sup>2</sup>	
UNIT 05: 4					327 m <sup>2</sup>
UNIT 06					
A2	UNIT 06	L01	FIRST FLOOR AREA	89 m <sup>2</sup>	
A2	UNIT 06	L00	GROUND FLOOR AREA	107 m <sup>2</sup>	
A2	UNIT 06	L00	GARAGE AREA	36 m <sup>2</sup>	
A2	UNIT 06	L00	POS - UNIT 6	100 m <sup>2</sup>	
UNIT 06: 4					332 m <sup>2</sup>
UNIT 07					
A1	UNIT 07	L01	FIRST FLOOR AREA	79 m <sup>2</sup>	
A1	UNIT 07	L00	GROUND FLOOR AREA	101 m <sup>2</sup>	
A1	UNIT 07	L00	GARAGE AREA	39 m <sup>2</sup>	
A1	UNIT 07	L00	POS - UNIT 7	105 m <sup>2</sup>	
UNIT 07: 4					325 m <sup>2</sup>
UNIT 08					
A3	UNIT 08	L01	FIRST FLOOR AREA	88 m <sup>2</sup>	
A3	UNIT 08	L00	GROUND FLOOR AREA	109 m <sup>2</sup>	
A3	UNIT 08	L00	GARAGE AREA	40 m <sup>2</sup>	
A3	UNIT 08	L00	POS - UNIT 8	146 m <sup>2</sup>	
UNIT 08: 4					382 m <sup>2</sup>
UNIT 09					
A3	UNIT 09	L00	POS - UNIT 9	137 m <sup>2</sup>	
A3	UNIT 09	L01	FIRST FLOOR AREA	88 m <sup>2</sup>	
A3	UNIT 09	L00	GROUND FLOOR AREA	109 m <sup>2</sup>	
A3	UNIT 09	L00	GARAGE AREA	40 m <sup>2</sup>	
UNIT 09: 4					373 m <sup>2</sup>
UNIT 10					
B1	UNIT 10	L00	GROUND FLOOR AREA	65 m <sup>2</sup>	
B1	UNIT 10	L01	FIRST FLOOR AREA	90 m <sup>2</sup>	
B1	UNIT 10	L00	GARAGE AREA	36 m <sup>2</sup>	
B1	UNIT 10	L00	POS - UNIT 10	50 m <sup>2</sup>	
UNIT 10: 4					241 m <sup>2</sup>
UNIT 11					
B2	UNIT 11	L00	GROUND FLOOR AREA	80 m <sup>2</sup>	
B2	UNIT 11	L01	FIRST FLOOR AREA	78 m <sup>2</sup>	
B2	UNIT 11	L00	POS - UNIT 11	64 m <sup>2</sup>	
B2	UNIT 11	L00	GARAGE AREA	38 m <sup>2</sup>	
UNIT 11: 4					259 m <sup>2</sup>
UNIT 12					
B2	UNIT 12	L00	GARAGE AREA	38 m <sup>2</sup>	
B2	UNIT 12	L00	POS - UNIT 12	64 m <sup>2</sup>	
B2	UNIT 12	L01	FIRST FLOOR AREA	78 m <sup>2</sup>	
B2	UNIT 12	L00	GROUND FLOOR AREA	80 m <sup>2</sup>	
UNIT 12: 4					259 m <sup>2</sup>
UNIT 13					
B2	UNIT 13	L00	POS - UNIT 13	64 m <sup>2</sup>	
B2	UNIT 13	L01	FIRST FLOOR AREA	78 m <sup>2</sup>	
B2	UNIT 13	L00	GROUND FLOOR AREA	80 m <sup>2</sup>	
B2	UNIT 13	L00	GARAGE AREA	38 m <sup>2</sup>	
UNIT 13: 4					259 m <sup>2</sup>

Area Schedule (Gross Building)					
UNIT TYPE	UNIT NO.	LEVEL	DESCRIPTION	AREA	
UNIT 14					
B2	UNIT 14	L00	POS - UNIT 14	64 m <sup>2</sup>	
B2	UNIT 14	L01	FIRST FLOOR AREA	78 m <sup>2</sup>	
B2	UNIT 14	L00	GROUND FLOOR AREA	80 m <sup>2</sup>	
B2	UNIT 14	L00	GARAGE AREA	38 m <sup>2</sup>	
UNIT 14: 4					259 m <sup>2</sup>
UNIT 15					
B2	UNIT 15	L00	POS - UNIT 15	64 m <sup>2</sup>	
B2	UNIT 15	L01	FIRST FLOOR AREA	78 m <sup>2</sup>	
B2	UNIT 15	L00	GROUND FLOOR AREA	80 m <sup>2</sup>	
B2	UNIT 15	L00	GARAGE AREA	38 m <sup>2</sup>	
UNIT 15: 4					259 m <sup>2</sup>
UNIT 16					
B1	UNIT 16	L00	POS - UNIT 16	50 m <sup>2</sup>	
B1	UNIT 16	L01	FIRST FLOOR AREA	90 m <sup>2</sup>	
B1	UNIT 16	L00	GROUND FLOOR AREA	65 m <sup>2</sup>	
B1	UNIT 16	L00	GARAGE AREA	36 m <sup>2</sup>	
UNIT 16: 4					241 m <sup>2</sup>
UNIT 17					
B1	UNIT 17	L00	POS - UNIT 17	50 m <sup>2</sup>	
B1	UNIT 17	L01	FIRST FLOOR AREA	90 m <sup>2</sup>	
B1	UNIT 17	L00	GROUND FLOOR AREA	65 m <sup>2</sup>	
B1	UNIT 17	L00	GARAGE AREA	36 m <sup>2</sup>	
UNIT 17: 4					241 m <sup>2</sup>
UNIT 18					
B4	UNIT 18	L00	GROUND FLOOR AREA	101 m <sup>2</sup>	
B4	UNIT 18	L01	FIRST FLOOR AREA	74 m <sup>2</sup>	
B4	UNIT 18	L00	GARAGE AREA	41 m <sup>2</sup>	
B4	UNIT 18	L00	POS - UNIT 18	112 m <sup>2</sup>	
UNIT 18: 4					328 m <sup>2</sup>
UNIT 19					
B5	UNIT 19	L00	GROUND FLOOR AREA	118 m <sup>2</sup>	
B5	UNIT 19	L01	FIRST FLOOR AREA	99 m <sup>2</sup>	
B5	UNIT 19	L00	GARAGE AREA	39 m <sup>2</sup>	
B5	UNIT 19	L00	POS - UNIT 19	59 m <sup>2</sup>	
UNIT 19: 4					315 m <sup>2</sup>
UNIT 20					
B1	UNIT 20	L00	POS - UNIT 20	45 m <sup>2</sup>	
B1	UNIT 20	L01	FIRST FLOOR AREA	90 m <sup>2</sup>	
B1	UNIT 20	L00	GROUND FLOOR AREA	65 m <sup>2</sup>	
B1	UNIT 20	L00	GARAGE AREA	36 m <sup>2</sup>	
UNIT 20: 4					237 m <sup>2</sup>
UNIT 21					
B3	UNIT 21	L00	GROUND FLOOR AREA	112 m <sup>2</sup>	
B3	UNIT 21	L01	FIRST FLOOR AREA	68 m <sup>2</sup>	
B3	UNIT 21	L00	GARAGE AREA	46 m <sup>2</sup>	
B3	UNIT 21	L00	POS - UNIT 21	139 m <sup>2</sup>	
UNIT 21: 4					366 m <sup>2</sup>
UNIT 22					
C1	UNIT 22	L01	FIRST FLOOR AREA	90 m <sup>2</sup>	
C1	UNIT 22	L00	GARAGE AREA	40 m <sup>2</sup>	
C1	UNIT 22	L00	POS - UNIT 22	82 m <sup>2</sup>	
C1	UNIT 22	L00	GROUND FLOOR AREA	61 m <sup>2</sup>	
UNIT 22: 4					274 m <sup>2</sup>
UNIT 23					
C2	UNIT 23	L00	POS - UNIT 23	49 m <sup>2</sup>	
C2	UNIT 23	L01	FIRST FLOOR AREA	90 m <sup>2</sup>	
C2	UNIT 23	L00	GROUND FLOOR AREA	67 m <sup>2</sup>	
C2	UNIT 23	L00	GARAGE AREA	39 m <sup>2</sup>	
UNIT 23: 4					245 m <sup>2</sup>
UNIT 24					
C2	UNIT 24	L00	POS - UNIT 24	49 m <sup>2</sup>	
C2	UNIT 24	L01	FIRST FLOOR AREA	90 m <sup>2</sup>	
C2	UNIT 24	L00	GROUND FLOOR AREA	67 m <sup>2</sup>	
C2	UNIT 24	L00	GARAGE AREA	39 m <sup>2</sup>	
UNIT 24: 4					293 m <sup>2</sup>
UNIT 25					
C2	UNIT 25	L00	POS - UNIT 25	49 m <sup>2</sup>	
C2	UNIT 25	L01	FIRST FLOOR AREA	90 m <sup>2</sup>	
C2	UNIT 25	L00	GROUND FLOOR AREA	67 m <sup>2</sup>	
C2	UNIT 25	L00	GARAGE AREA	39 m <sup>2</sup>	
UNIT 25: 4					245 m <sup>2</sup>
UNIT 26					
C2	UNIT 26	L00	POS - UNIT 26	49 m <sup>2</sup>	
C2	UNIT 26	L01	FIRST FLOOR AREA	90 m <sup>2</sup>	
C2	UNIT 26	L00	GROUND FLOOR AREA	67 m <sup>2</sup>	
C2	UNIT 26	L00	GARAGE AREA	39 m <sup>2</sup>	
UNIT 26: 4					245 m <sup>2</sup>
UNIT 27					
C2	UNIT 27	L00	POS - UNIT 27	49 m <sup>2</sup>	
C2	UNIT 27	L01	FIRST FLOOR AREA	90 m <sup>2</sup>	
C2	UNIT 27	L00	GROUND FLOOR AREA	67 m <sup>2</sup>	
C2	UNIT 27	L00	GARAGE AREA	39 m <sup>2</sup>	
UNIT 27: 4					245 m <sup>2</sup>
UNIT 28					
C2	UNIT 28	L00	POS - UNIT 28	49 m <sup>2</sup>	
C2	UNIT 28	L01	FIRST FLOOR AREA	90 m <sup>2</sup>	
C2	UNIT 28	L00	GROUND FLOOR AREA	67 m <sup>2</sup>	
C2	UNIT 28	L00	GARAGE AREA	39 m <sup>2</sup>	
UNIT 28: 4					246 m <sup>2</sup>
Grand total: 112					8197 m <sup>2</sup>

Revision			
No.	Date	Notes	Issued By
1	20.12.16	ISSUED FOR RTA APPLICATION	JX



ADVERTISED COPY - CITY OF MONASH  
 This copied document is made available for the sole purpose of enabling its consideration and review as part of a planning process under the Planning and Environment Act.  
 The document must not be used for any purpose which may breach copyright.



1 9am Shadow 22 September  
 SCALE 1 : 500

2 10am Shadow 22 September  
 SCALE 1 : 500

**PWA**  
 Architecture | Interior Design  
 Parallel Workshop Pty Ltd  
 ACN 611 137 458  
 A: 10 Elizabeth Street, Richmond VIC 3121  
 E: info@parallelworkshop.com.au  
 T: +61 03 9020 0100

Copyright © Parallel Workshop Pty Ltd.  
 The drawings, designs, and specifications and copyright therein are the property of Parallel Workshop Pty Ltd, and must not be used, copied, or reproduced wholly or in part without the express written permission of Parallel Workshop Pty Ltd.  
 Do not scale drawings. Use given dimensions only.  
 Any discrepancy in drawings or specifications shall be referred to Parallel Workshop Pty Ltd.

Project **PROPOSED TOWNHOUSE DEVELOPMENT**  
**149 HANSWORTH STREET, MULGRAVE**

Client **MONOLITH PROJECTS**

Revision No.	Date	Notes	Issued By
1	20.12.16	ISSUED FOR RTA APPLICATION	JX

Title **SHADOW STUDY - 9AM & 10AM**

Sheet Status  
**TOWN PLANNING**  
**NOT FOR CONSTRUCTION**

Sheet No. **TP150**

Scale **1 : 500** at A1

Date **20.12.16**

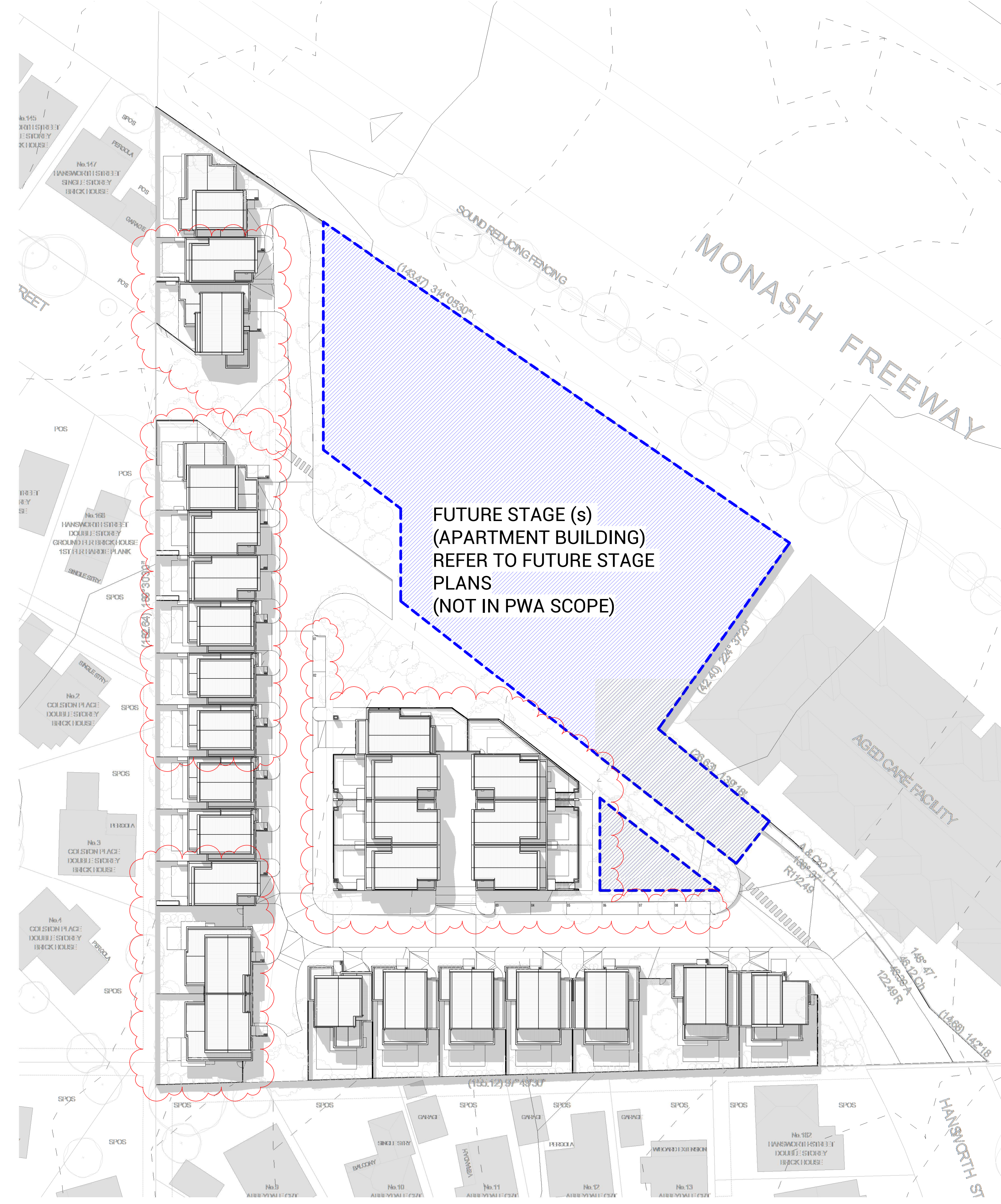
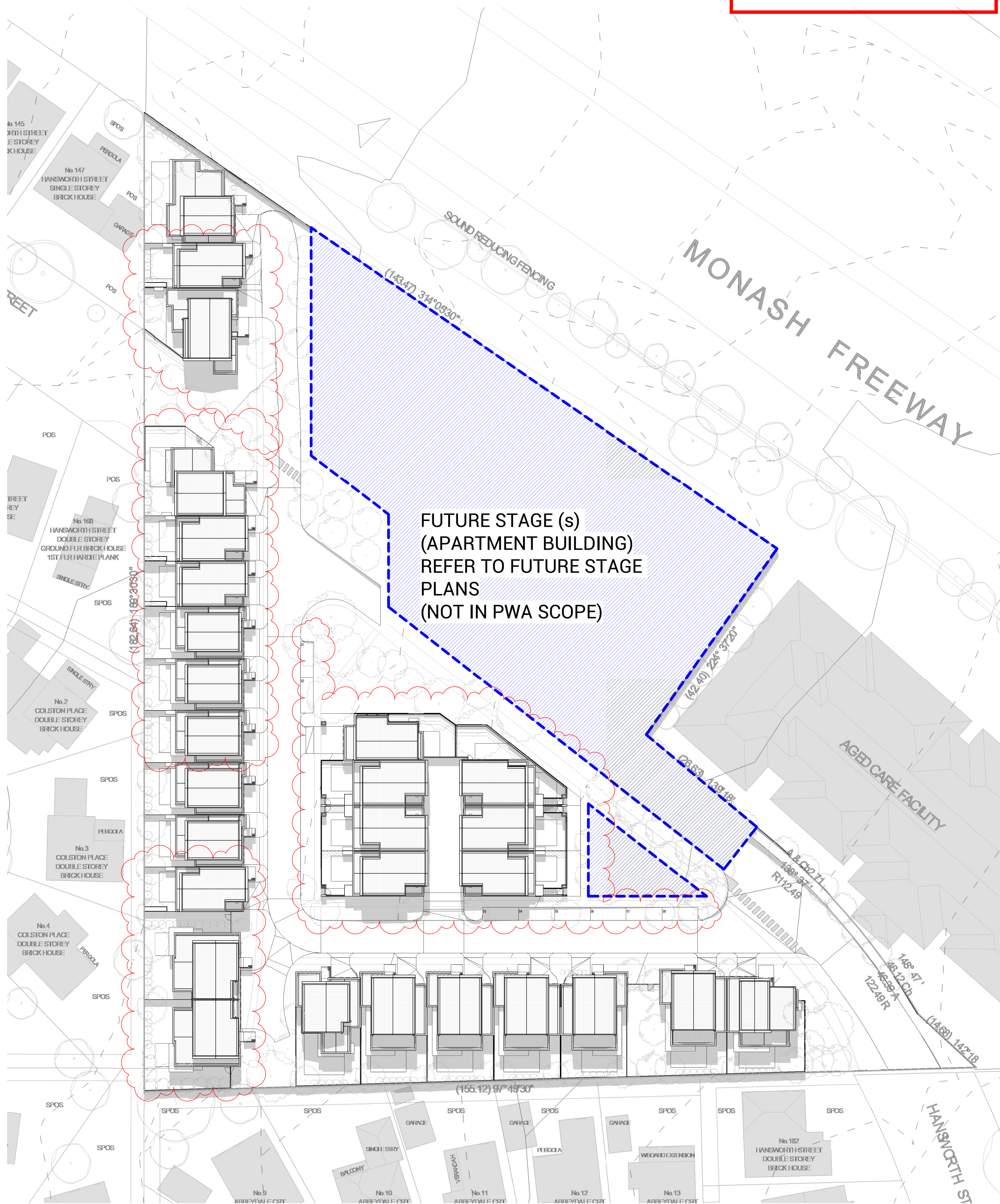
**TOWN PLANNING**

Revision **-**

Project No. **19365**



ADVERTISED COPY - CITY OF MONASH  
 This copied document is made available for the sole purpose of enabling its consideration and review as part of a planning process under the Planning and Environment Act.  
 The document must not be used for any purpose which may breach copyright.



1 12 Noon Shadow 22 September  
 SCALE 1 : 500

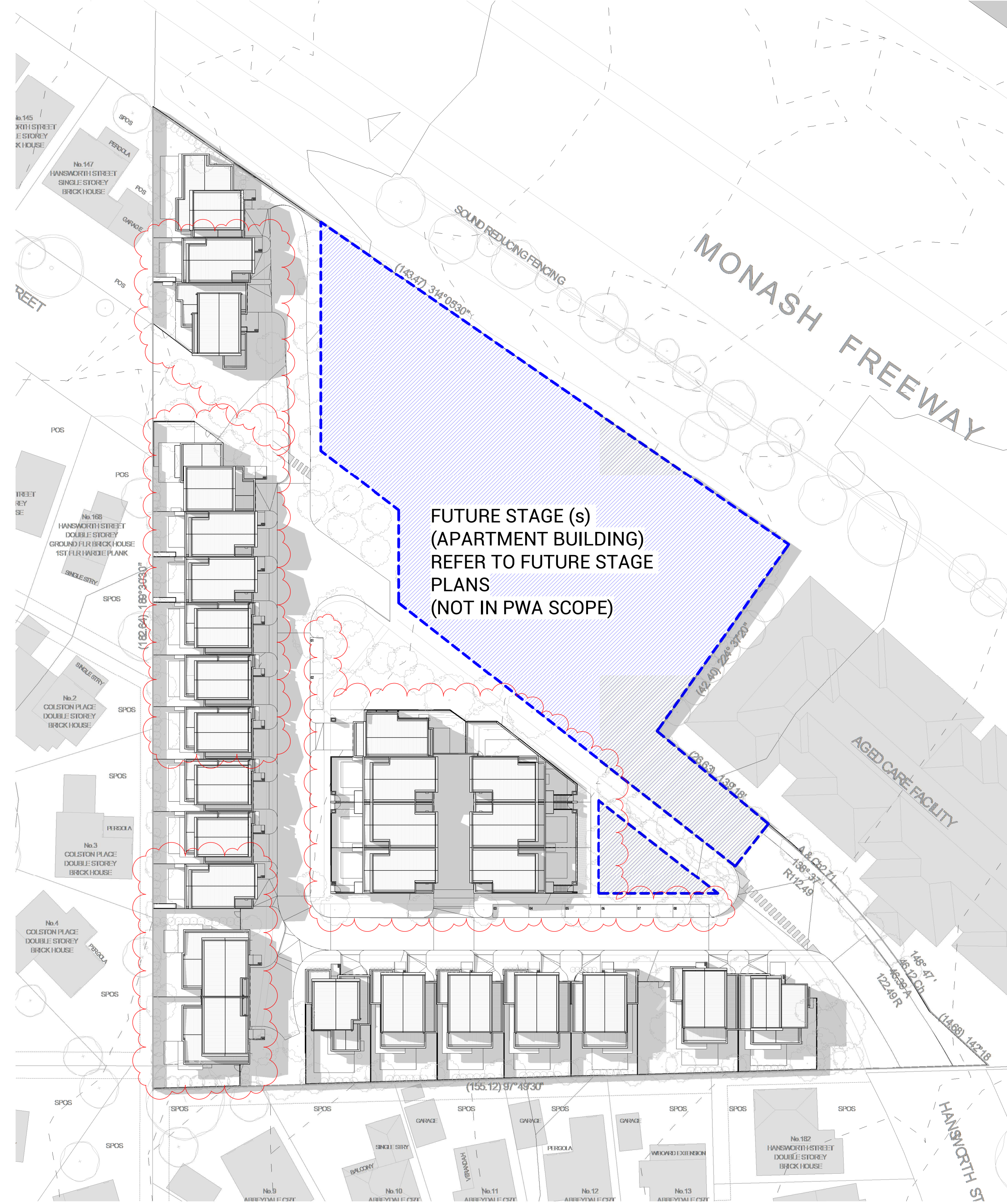
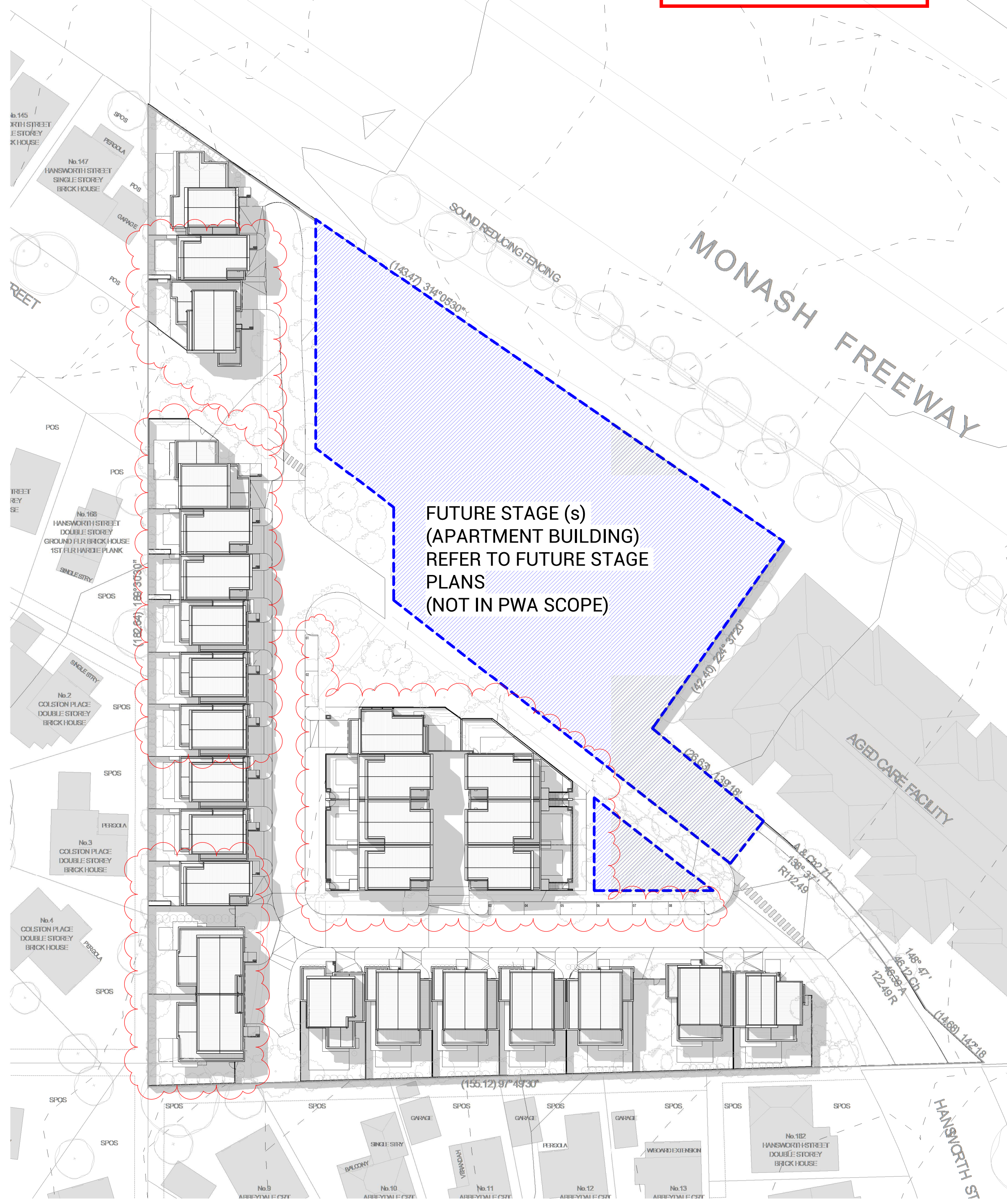
2 1pm Shadow 22 September  
 SCALE 1 : 500

Revision			Issued By
No.	Date	Notes	
1	20.12.16	ISSUED FOR RTA APPLICATION	JX





ADVERTISED COPY - CITY OF MONASH  
 This copied document is made available for the sole purpose of enabling its consideration and review as part of a planning process under the Planning and Environment Act.  
 The document must not be used for any purpose which may breach copyright.



1 2pm Shadow 22 September  
 SCALE 1 : 500

2 3pm Shadow 22 September  
 SCALE 1 : 500



Copyright © Parallel Workshop Pty Ltd.  
 The drawings, designs, and specifications and copyright therein are the property of Parallel Workshop Pty Ltd, and must not be used, copied, or reproduced wholly or in part without the express written permission of Parallel Workshop Pty Ltd.  
 Do not scale drawings. Use given dimensions only.  
 Any discrepancy in drawings or specifications shall be referred to Parallel Workshop Pty Ltd.

Project  
**PROPOSED TOWNHOUSE DEVELOPMENT**  
**149 HANSWORTH STREET, MULGRAVE**  
 Client  
**MONOLITH PROJECTS**

Revision No.	Date	Notes	Issued By
1	20.12.16	ISSUED FOR RTA APPLICATION	JK

Title  
**SHADOW STUDY - 2PM & 3PM**  
 Sheet Status  
**TOWN PLANNING**  
**NOT FOR CONSTRUCTION**

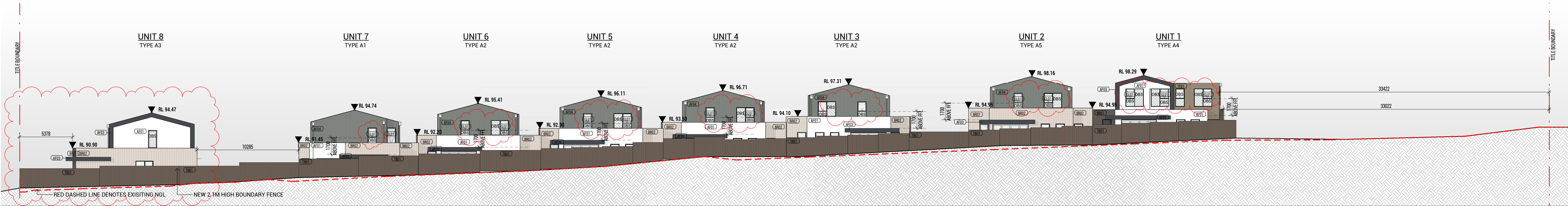


Sheet No.  
**TP152**  
 Scale  
**1 : 500** at A1  
 Date  
**20.12.16**

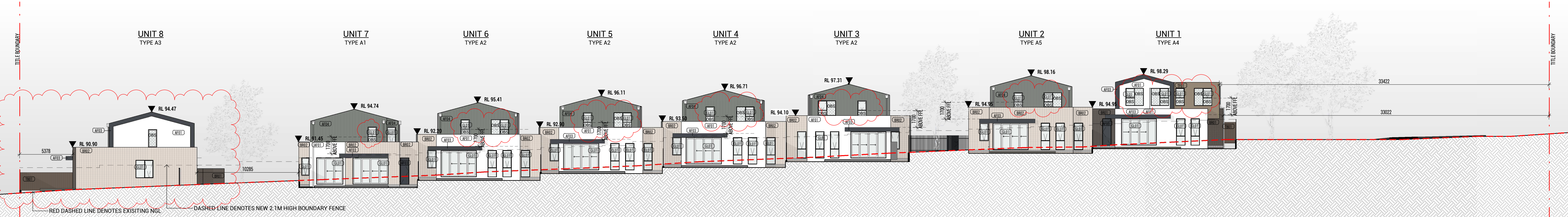
**TOWN PLANNING**

Revision  
 -  
 Project No.  
**19365**

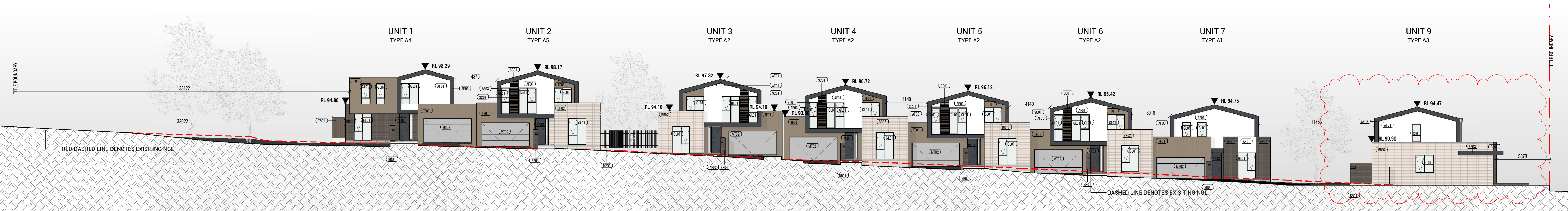




1 TP-ELEVATION 01  
SCALE 1 : 200



2 TP-ELEVATION 02  
SCALE 1 : 200



3 TP-ELEVATION 03  
SCALE 1 : 200

**ADVERTISED COPY - CITY OF MONASH**  
 This copied document is made available for the sole purpose of enabling its consideration and review as part of a planning process under the Planning and Environment Act. The document must not be used for any purpose which may breach copyright.

MATERIAL LEGEND			
BR01	FACEBRICK - DARK BROWN	SC01	TIMBER LOOK SCREENING - NATURAL
BR02	FACEBRICK - BROWN	MT01	VERTICAL FENCE - DARK GREY
AF01	APPLIED FINISH - WHITE	MT02	APPLIED FINISH - LIGHT BROWN
AF02	APPLIED FINISH - GREY	MT03	APPLIED FINISH - DARK GREY
AF03	APPLIED FINISH - DARK GREY	GL01	GLAZING - CLEAR
AF04	APPLIED FINISH - LIGHT GREY	OBS	GLAZING - OBSCURED
TF01	TIMBER LOOK PANEL - NATURAL	TB01	TIMBER PALING FENCE

**TOWN PLANNING**

**PWA**  
Architecture | Interior Design  
Parallel Workshop Pty Ltd  
ACN 611 137 458  
A: 10 Elizabeth Street, Richmond VIC 3121  
E: info@parallelworkshop.com.au  
T: +61 03 90201100

Copyright © Parallel Workshop Pty Ltd.  
The drawings, designs, and specifications and copyright therein are the property of Parallel Workshop Pty Ltd, and must not be used, copied, or reproduced wholly or in part without the express written permission of Parallel Workshop Pty Ltd.  
Do not scale drawings. Use given dimensions only.  
Any discrepancy in drawings or specifications shall be referred to Parallel Workshop Pty Ltd.

Project  
**PROPOSED TOWNHOUSE DEVELOPMENT**  
149 HANSWORTH STREET, MULGRAVE

Client  
**MONOLITH PROJECTS**

Revision			Issued By
No.	Date	Notes	
1	20.12.16	ISSUED FOR RTA APPLICATION	JX

Title  
**ELEVATIONS - SHEET 1**

Sheet Status  
**TOWN PLANNING**  
**NOT FOR CONSTRUCTION**

Sheet No.  
**TP200**

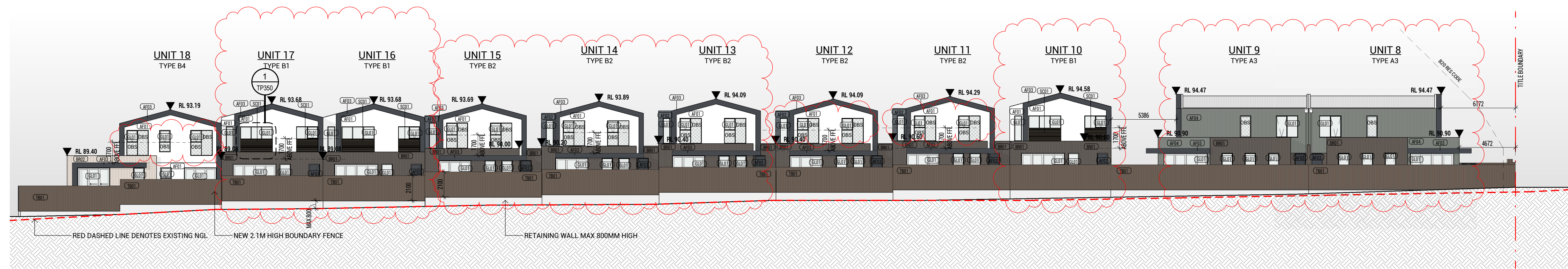
Scale  
**As indicated** at A1  
Date  
20.12.16

Revision  
-

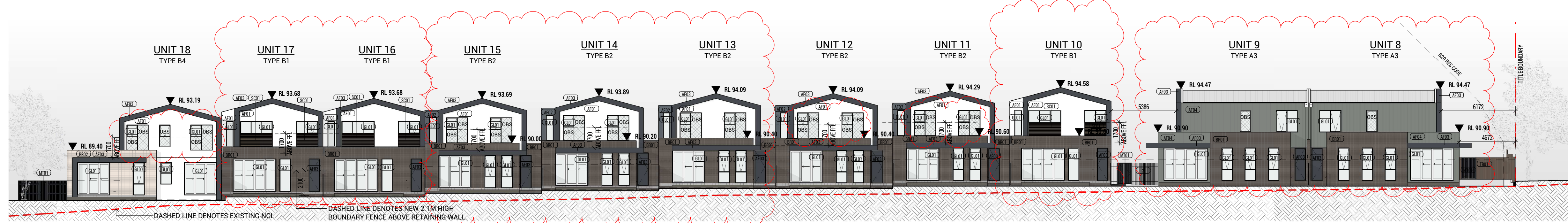
Project No.  
**19365**



ADVERTISED COPY - CITY OF MONASH  
 This copied document is made available for the sole purpose of enabling its consideration and review as part of a planning process under the Planning and Environment Act. The document must not be used for any purpose which may breach copyright.



1 TP-ELEVATION 04  
 SCALE 1 : 200



2 TP-ELEVATION 05  
 SCALE 1 : 200



3 TP-ELEVATION 06  
 SCALE 1 : 200

MATERIAL LEGEND			
BR01	FACEBRICK- DARK BROWN	SC01	TIMBER LOOK SCREENING - NATURAL
BR02	FACEBRICK- BROWN	MT01	VERTICAL FENCE - DARK GREY
AF01	APPLIED FINISH-WHITE	MT02	APPLIED FINISH - LIGHT BROWN
AF02	APPLIED FINISH-GREY	MT03	APPLIED FINISH - DARK GREY
AF03	APPLIED FINISH-DARK GREY	GL01	GLAZING - CLEAR
AF04	APPLIED FINISH-LIGHT GREY	OBS	GLAZING - OBSCURED
TF01	TIMBER LOOK PANEL - NATURAL	TB01	TIMBER PALING FENCE

TOWN PLANNING



Copyright © Parallel Workshop Pty Ltd.  
 The drawings, designs, and specifications and copyright therein are the property of Parallel Workshop Pty Ltd, and must not be used, copied, or reproduced wholly or in part without the express written permission of Parallel Workshop Pty Ltd.  
 Do not scale drawings. Use given dimensions only.  
 Any discrepancy in drawings or specifications shall be referred to Parallel Workshop Pty Ltd.

Project **PROPOSED TOWNHOUSE DEVELOPMENT**  
**149 HANSWORTH STREET, MULGRAVE**  
 Client **MONOLITH PROJECTS**

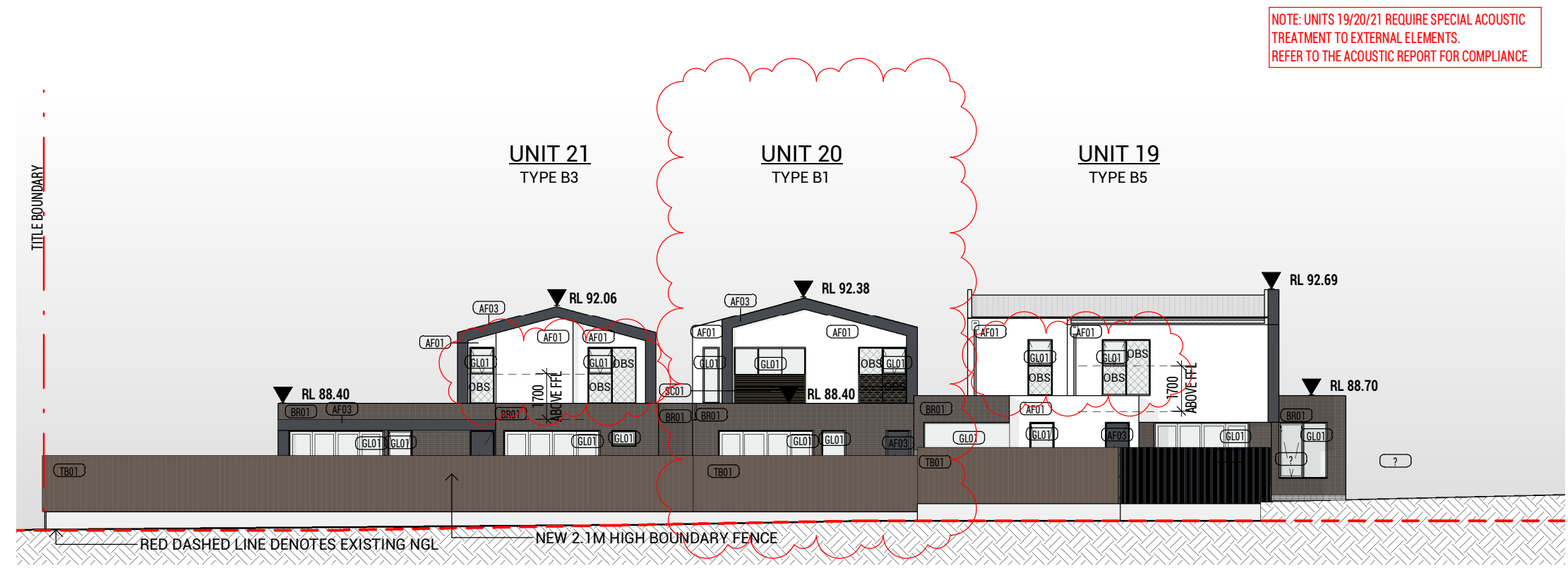
Revision		
No.	Date	Notes
-	20.12.16	ISSUED FOR STA APPLICATION

Title **ELEVATIONS - SHEET 2**  
 Sheet Status **TOWN PLANNING**  
**NOT FOR CONSTRUCTION**

Sheet No. **TP201**  
 Scale **As indicated** at A1  
 Date **20.12.16**

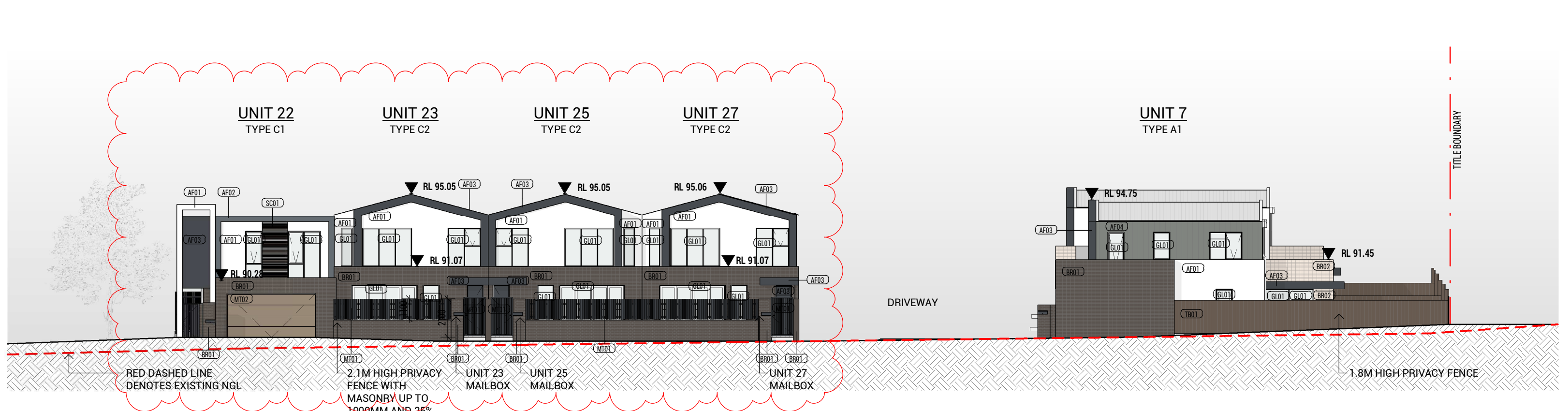
Revision **-**  
 Project No. **19365**



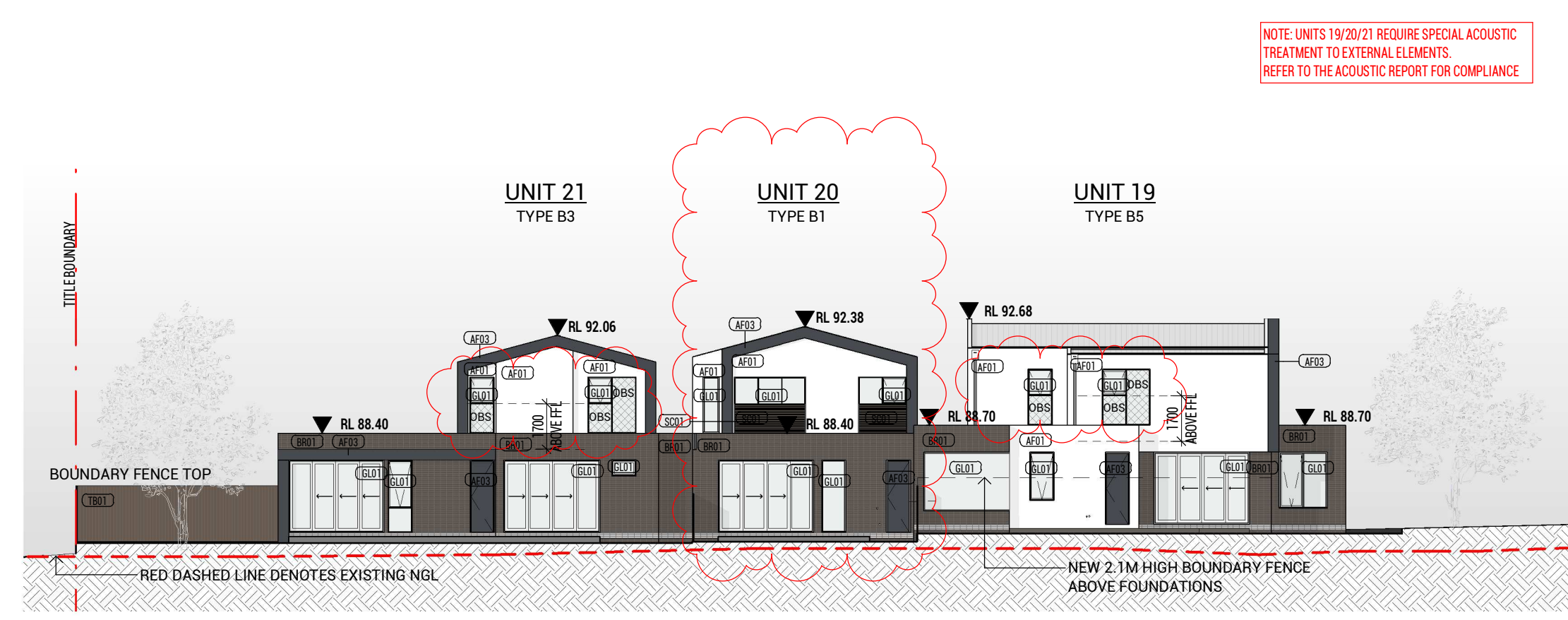


1 TP-ELEVATION 07  
SCALE 1 : 200

NOTE: UNITS 19/20/21 REQUIRE SPECIAL ACOUSTIC TREATMENT TO EXTERNAL ELEMENTS. REFER TO THE ACOUSTIC REPORT FOR COMPLIANCE

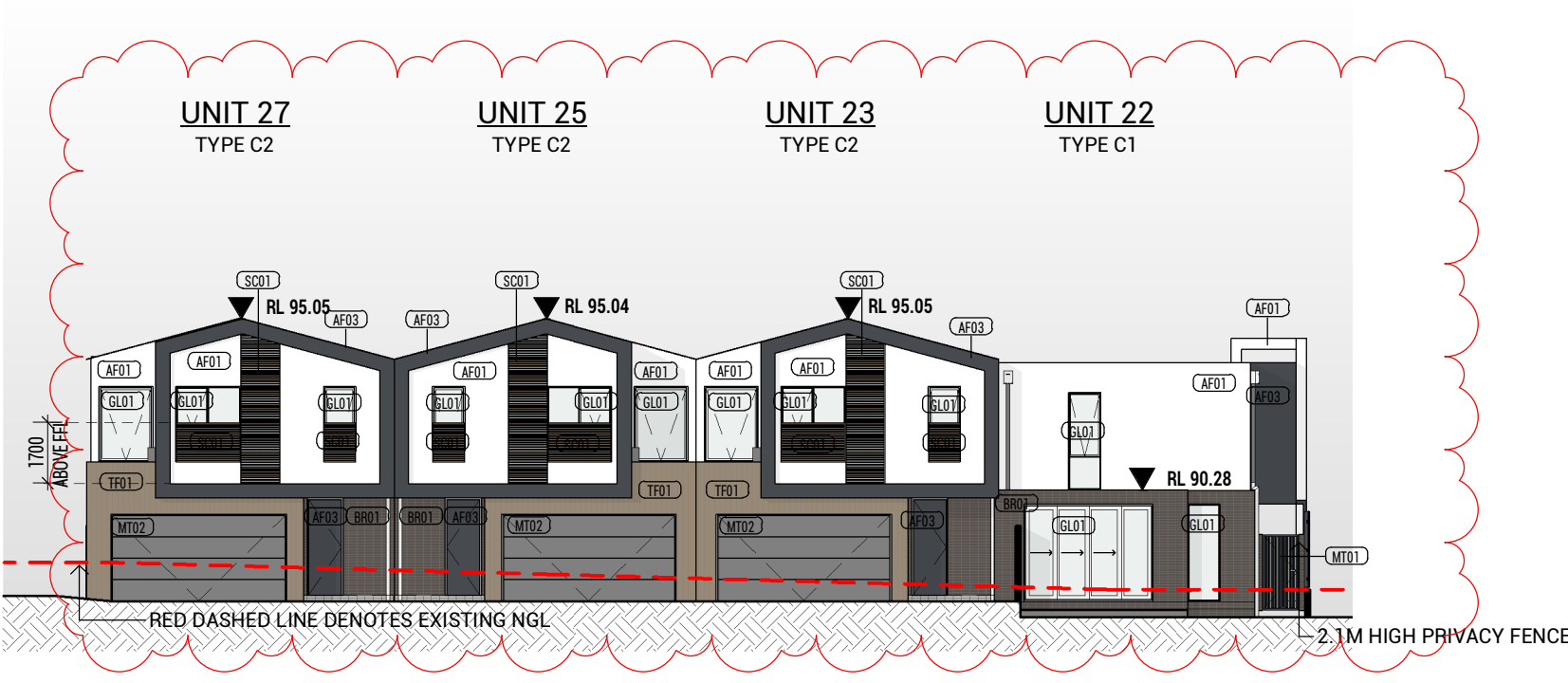


4 TP-ELEVATION 10  
SCALE 1 : 200



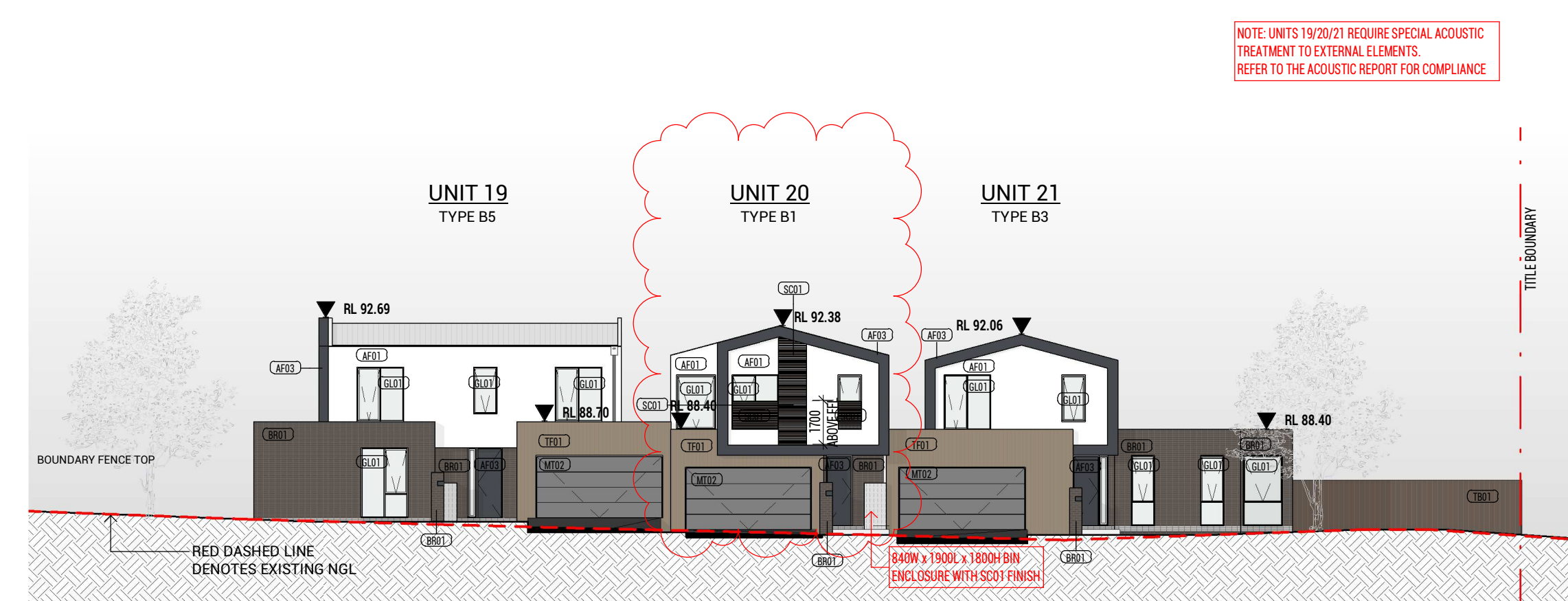
2 TP-ELEVATION 08  
SCALE 1 : 200

NOTE: UNITS 19/20/21 REQUIRE SPECIAL ACOUSTIC TREATMENT TO EXTERNAL ELEMENTS. REFER TO THE ACOUSTIC REPORT FOR COMPLIANCE



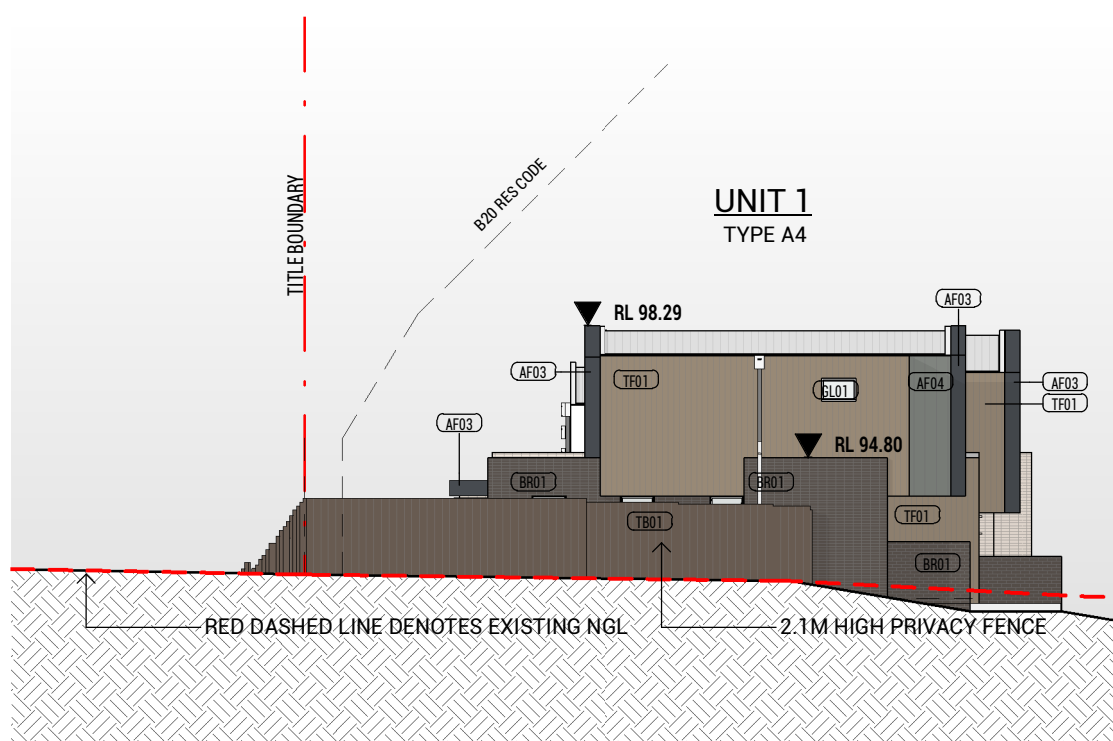
5 TP-ELEVATION 11  
SCALE 1 : 200

ADVERTISED COPY - CITY OF MONASH  
This copied document is made available for the sole purpose of enabling its consideration and review as part of a planning process under the Planning and Environment Act. The document must not be used for any purpose which may breach copyright.

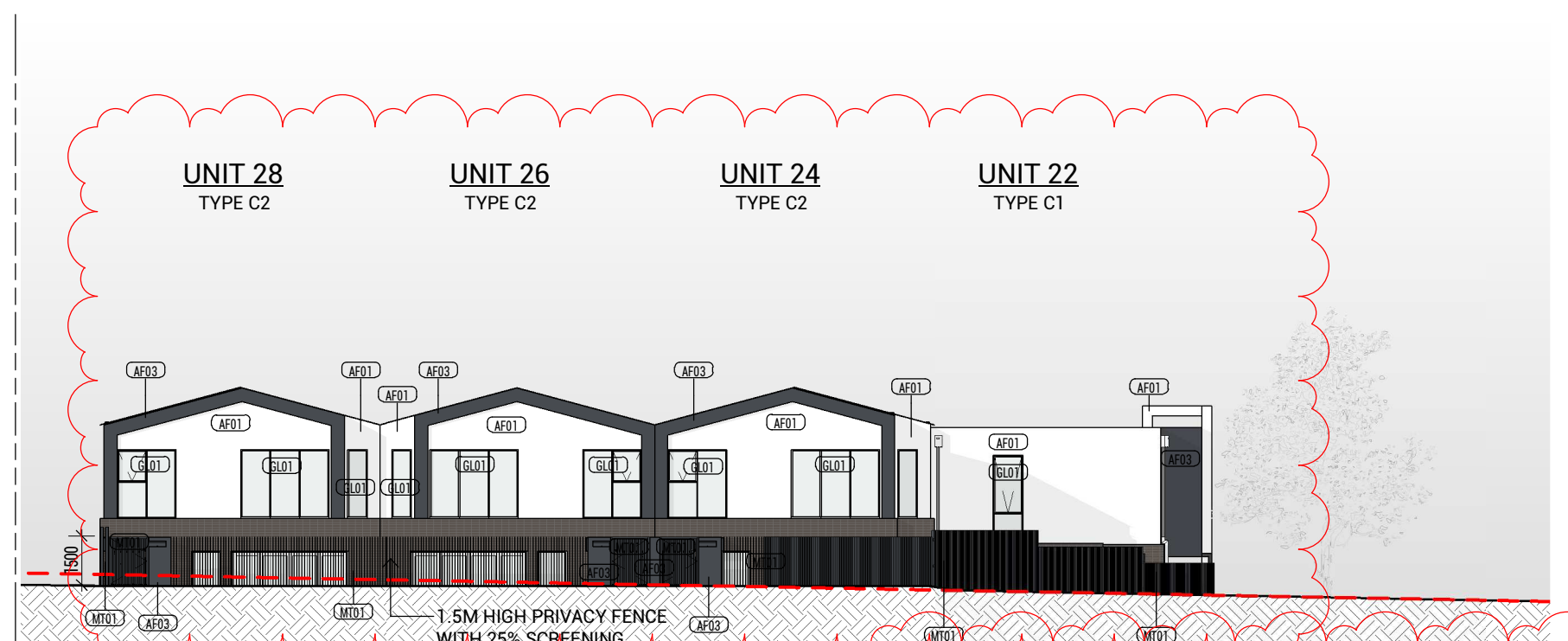


3 TP-ELEVATION 09  
SCALE 1 : 200

NOTE: UNITS 19/20/21 REQUIRE SPECIAL ACOUSTIC TREATMENT TO EXTERNAL ELEMENTS. REFER TO THE ACOUSTIC REPORT FOR COMPLIANCE



6 TP-ELEVATION 12  
SCALE 1 : 200

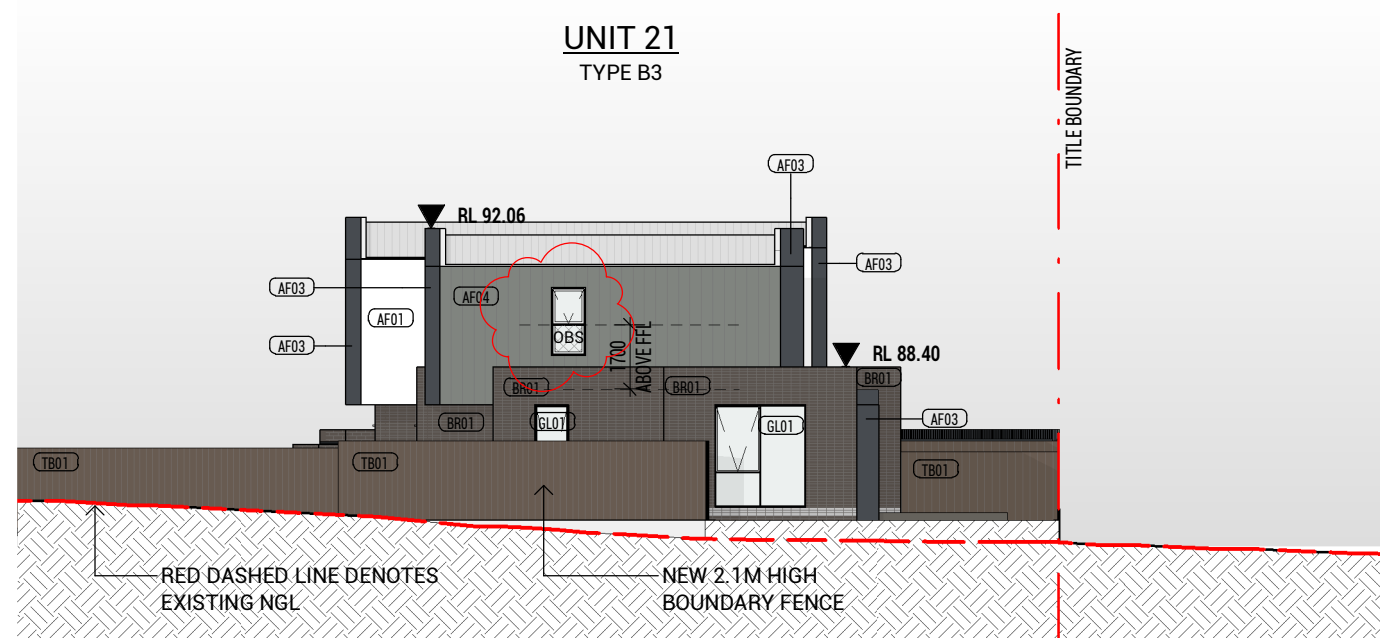


THE ELEVATION FOR UNITS 22/24/26/28 ARE AT A DISTANCE OF 43M BEHIND THE ELEVATION FOR UNIT 1 AND THEREFORE THE NGL APPEARS DIFFERENT

MATERIAL LEGEND			
BR01	FACEBRICK - DARK BROWN	SC01	TIMBER LOOK SCREENING - NATURAL
BR02	FACEBRICK - BROWN	MT01	VERTICAL FENCE - DARK GREY
AF01	APPLIED FINISH - WHITE	MT02	APPLIED FINISH - LIGHT BROWN
AF02	APPLIED FINISH - GREY	MT03	APPLIED FINISH - DARK GREY
AF03	APPLIED FINISH - DARK GREY	GL01	GLAZING - CLEAR
AF04	APPLIED FINISH - LIGHT GREY	OBS	GLAZING - OBSCURED
TF01	TIMBER LOOK PANEL - NATURAL	TB01	TIMBER PALING FENCE

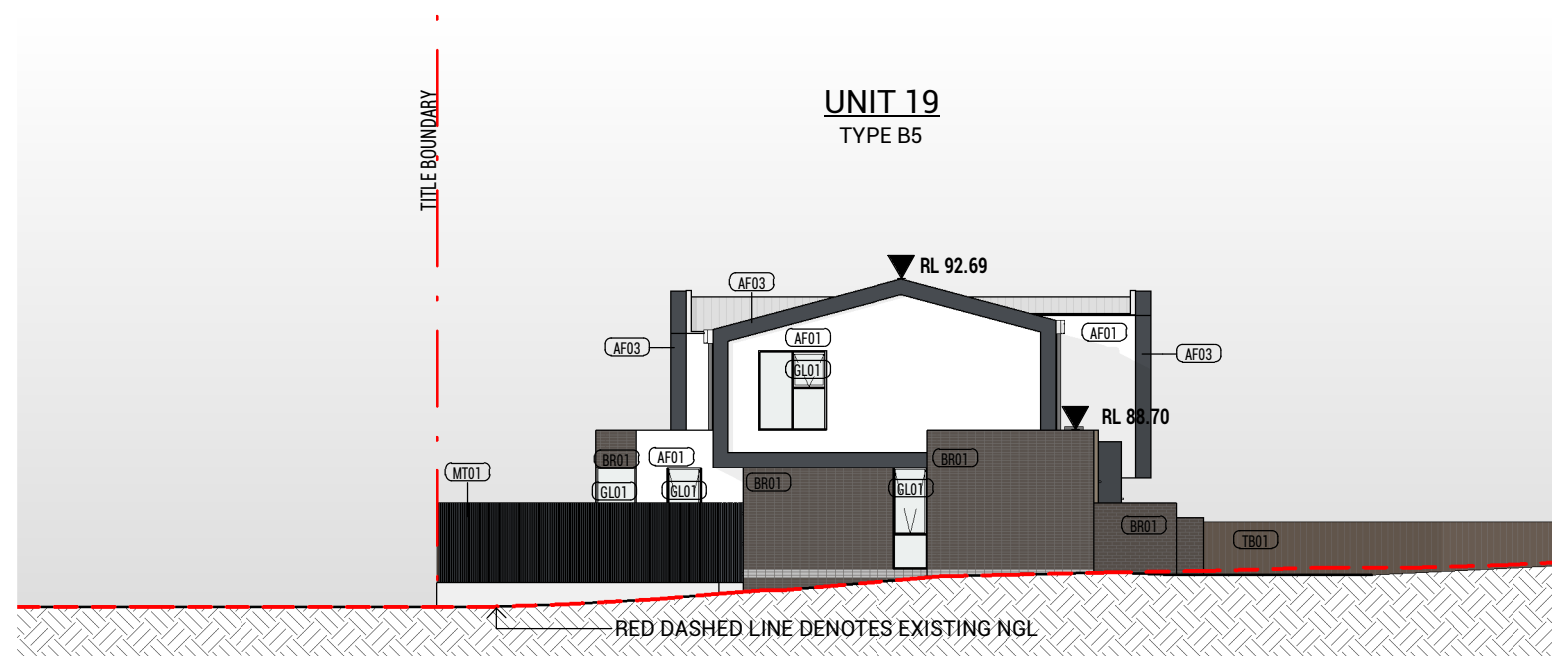


NOTE: UNITS 19/20/21 REQUIRE SPECIAL ACOUSTIC TREATMENT TO EXTERNAL ELEMENTS. REFER TO THE ACOUSTIC REPORT FOR COMPLIANCE

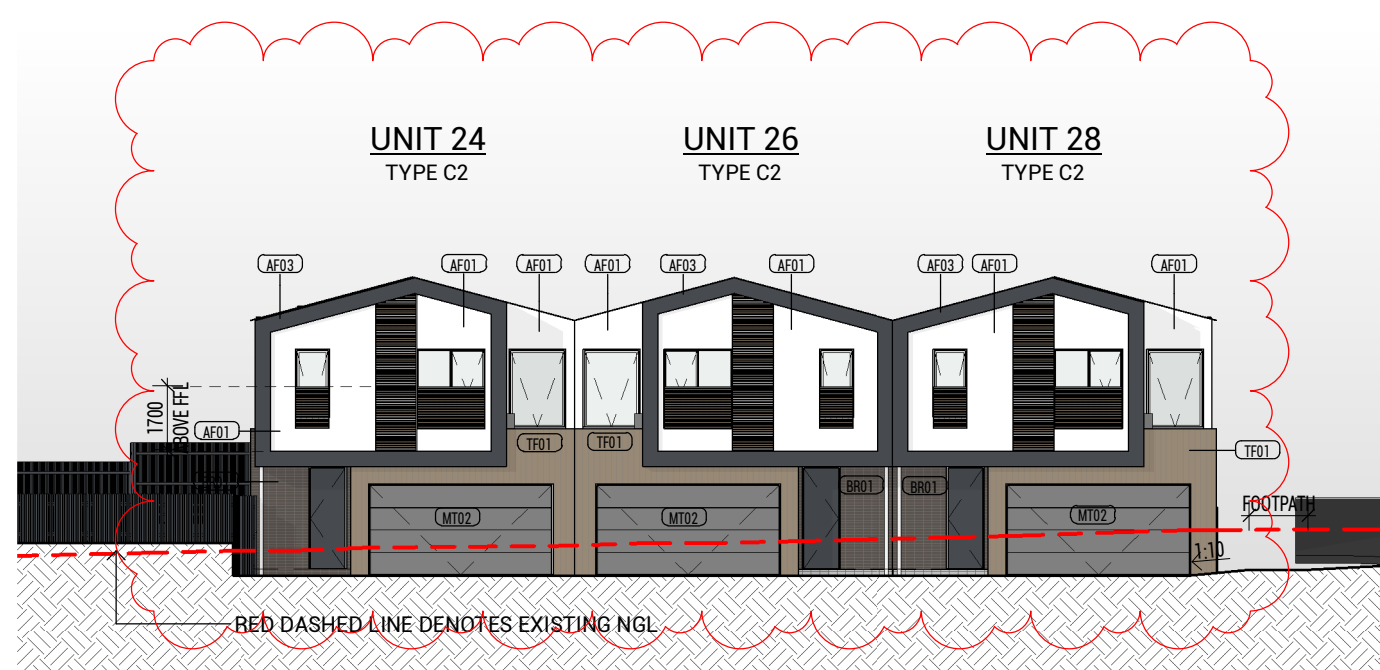


1 TP-ELEVATION 13  
SCALE 1 : 200

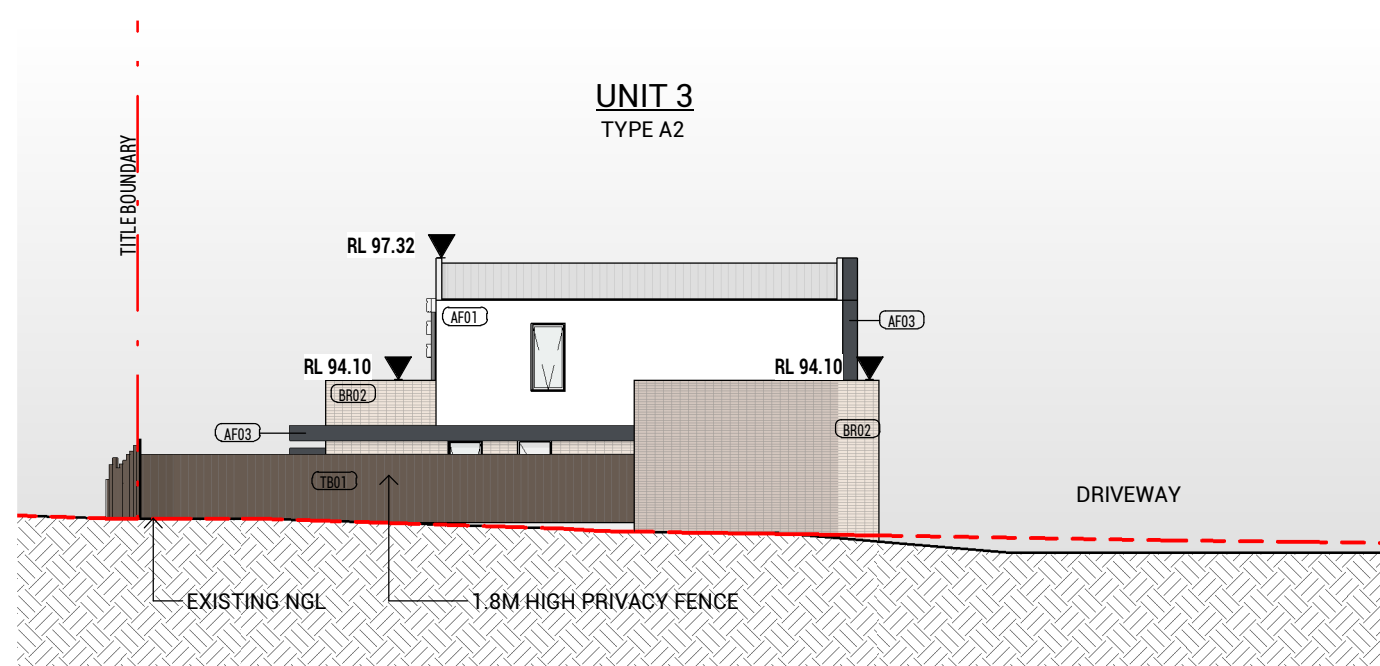
NOTE: UNITS 19/20/21 REQUIRE SPECIAL ACOUSTIC TREATMENT TO EXTERNAL ELEMENTS. REFER TO THE ACOUSTIC REPORT FOR COMPLIANCE



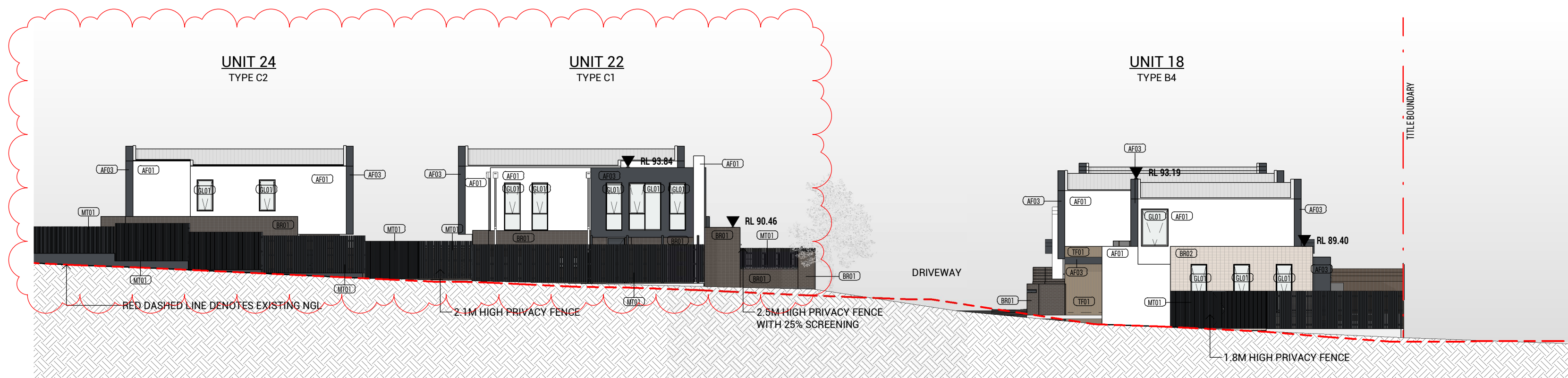
2 TP-ELEVATION 14  
SCALE 1 : 200



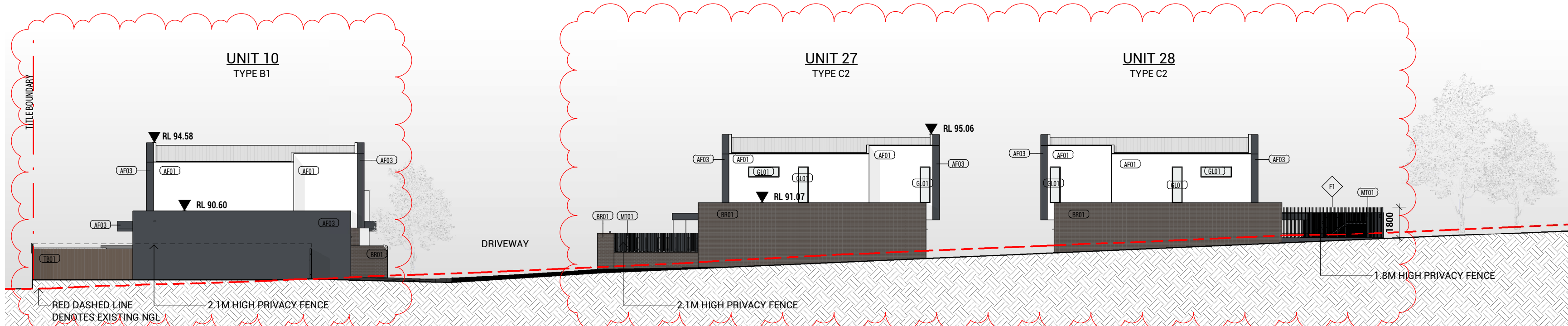
3 TP-ELEVATION 15  
SCALE 1 : 200



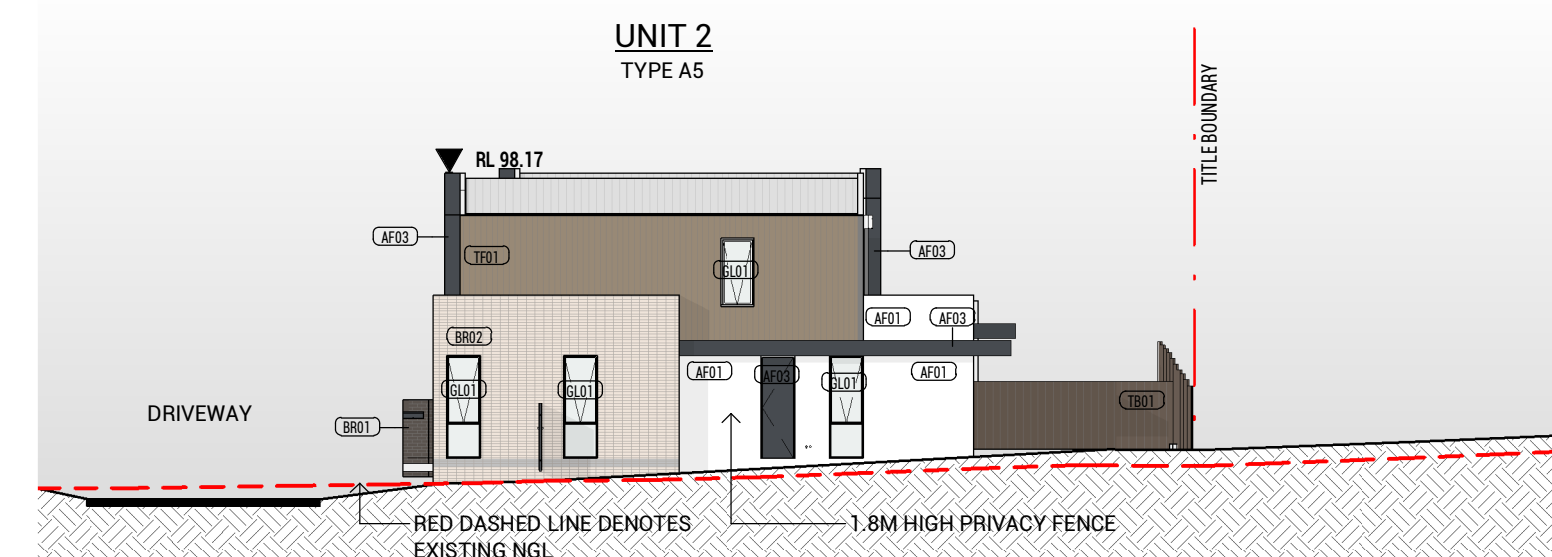
4 TP-ELEVATION 16  
SCALE 1 : 200



5 TP-ELEVATION 17  
SCALE 1 : 200



6 TP-ELEVATION 18  
SCALE 1 : 200



7 TP-ELEVATION 19  
SCALE 1 : 200

ADVERTISED COPY - CITY OF MONASH  
This copied document is made available for the sole purpose of enabling its consideration and review as part of a planning process under the Planning and Environment Act. The document must not be used for any purpose which may breach copyright.

MATERIAL LEGEND			
BR01	FACEBRICK- DARK BROWN	SC01	TIMBER LOOK SCREENING - NATURAL
BR02	FACEBRICK- BROWN	MT01	VERTICAL FENCE - DARK GREY
AF01	APPLIED FINISH-WHITE	MT02	APPLIED FINISH - LIGHT BROWN
AF02	APPLIED FINISH-GREY	MT03	APPLIED FINISH - DARK GREY
AF03	APPLIED FINISH-DARK GREY	GL01	GLAZING - CLEAR
AF04	APPLIED FINISH-LIGHT GREY	OBS	GLAZING - OBSCURED
TF01	TIMBER LOOK PANEL - NATURAL	TB01	TIMBER PALING FENCE

**TOWN PLANNING**



Copyright © Parallel Workshop Pty Ltd.  
The drawings, designs, and specifications and copyright therein are the property of Parallel Workshop Pty Ltd, and must not be used, copied, or reproduced wholly or in part without the express written permission of Parallel Workshop Pty Ltd.  
Do not scale drawings. Use given dimensions only.  
Any discrepancy in drawings or specifications shall be referred to Parallel Workshop Pty Ltd.

Project  
**PROPOSED TOWNHOUSE DEVELOPMENT**  
**149 HANSWORTH STREET, MULGRAVE**

Client  
**MONOLITH PROJECTS**

Revision			
No.	Date	Notes	Issued By
1	20.12.16	ISSUED FOR STA APPLICATION	JX

Title  
**ELEVATIONS - SHEET 4**

Sheet Status  
**TOWN PLANNING**  
**NOT FOR CONSTRUCTION**

Sheet No.  
**TP203**

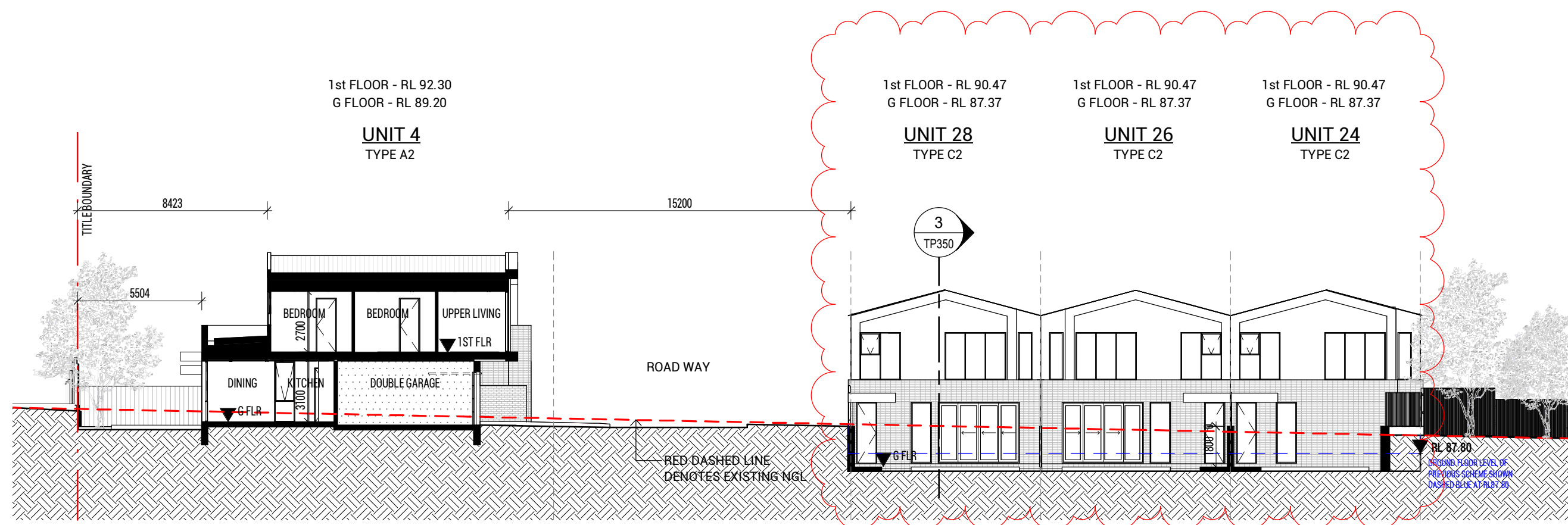
Scale  
**As indicated** at A1  
Date  
**20.12.16**

Revision  
**-**

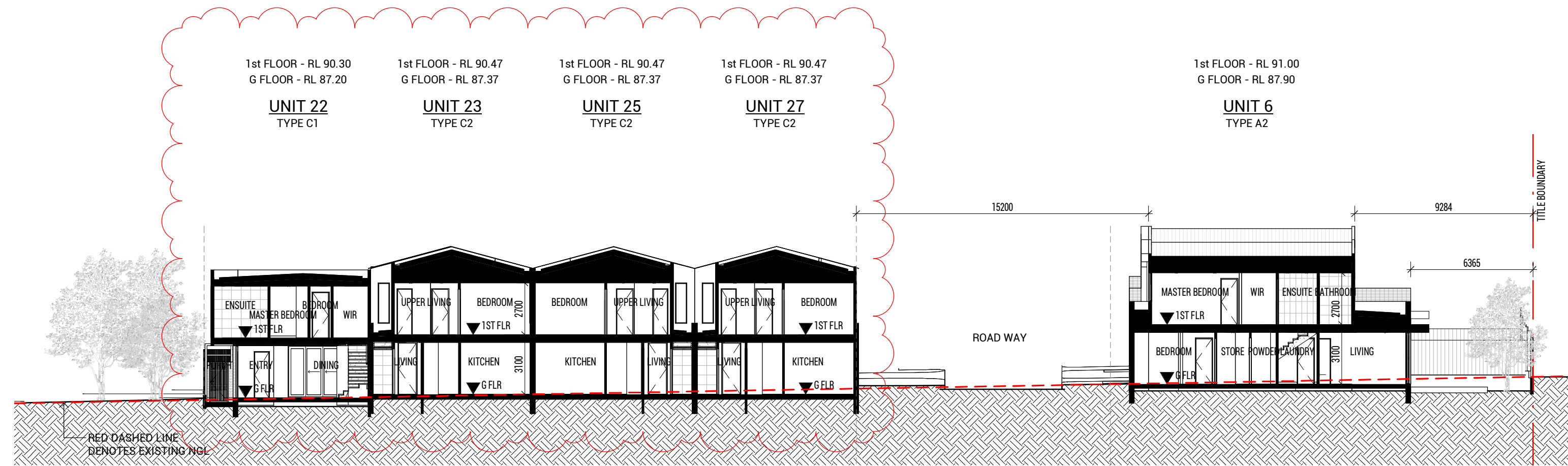
Project No.  
**19365**



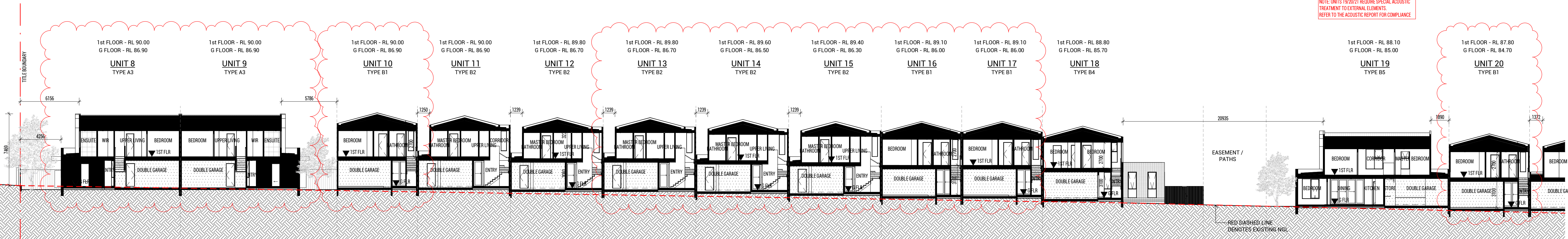
ADVERTISED COPY - CITY OF MONASH  
 This copied document is made available for the sole purpose of enabling its consideration and review as part of a planning process under the Planning and Environment Act. The document must not be used for any purpose which may breach copyright.



1 Section 1  
 SCALE 1 : 200



2 Section 2  
 SCALE 1 : 200



NOTE: UNITS 19/20/21 REQUIRE SPECIAL ACOUSTIC TREATMENT TO EXTERNAL ELEMENTS REFER TO THE ACOUSTIC REPORT FOR COMPLIANCE

3 Section 3  
 SCALE 1 : 200

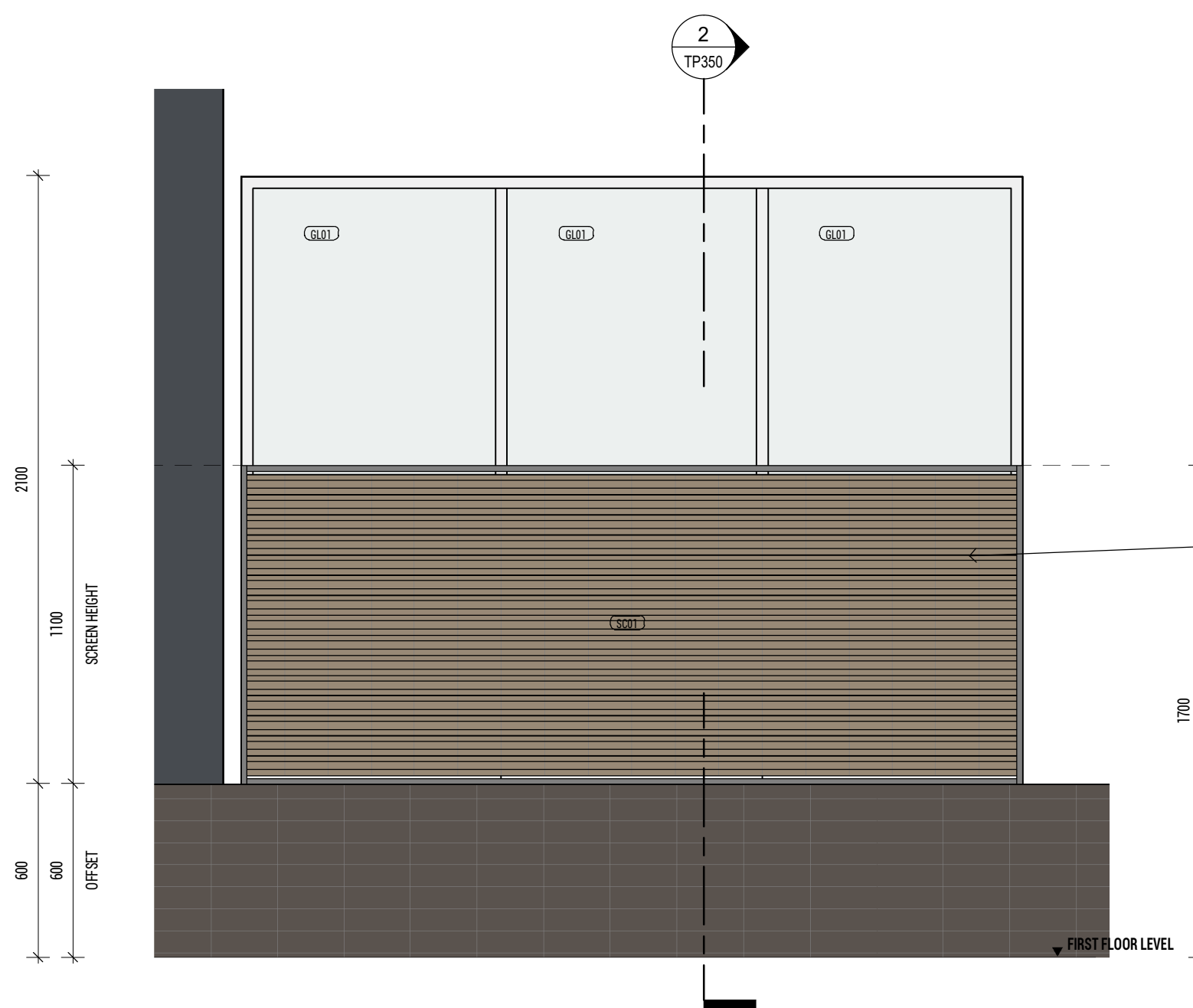
Revision			Issued By
No.	Date	Notes	
1	20.12.16	ISSUED FOR STA APPLICATION	JX



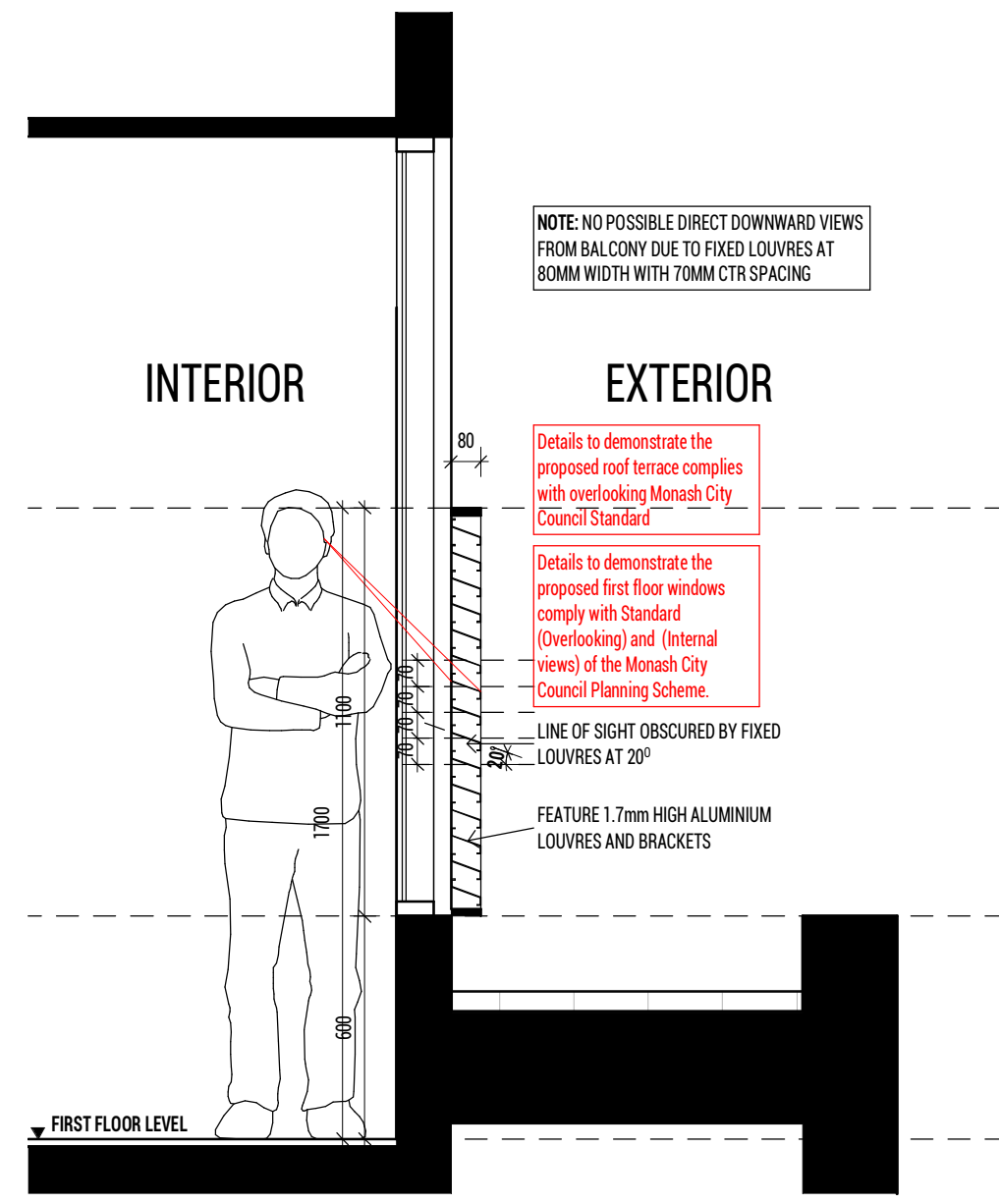




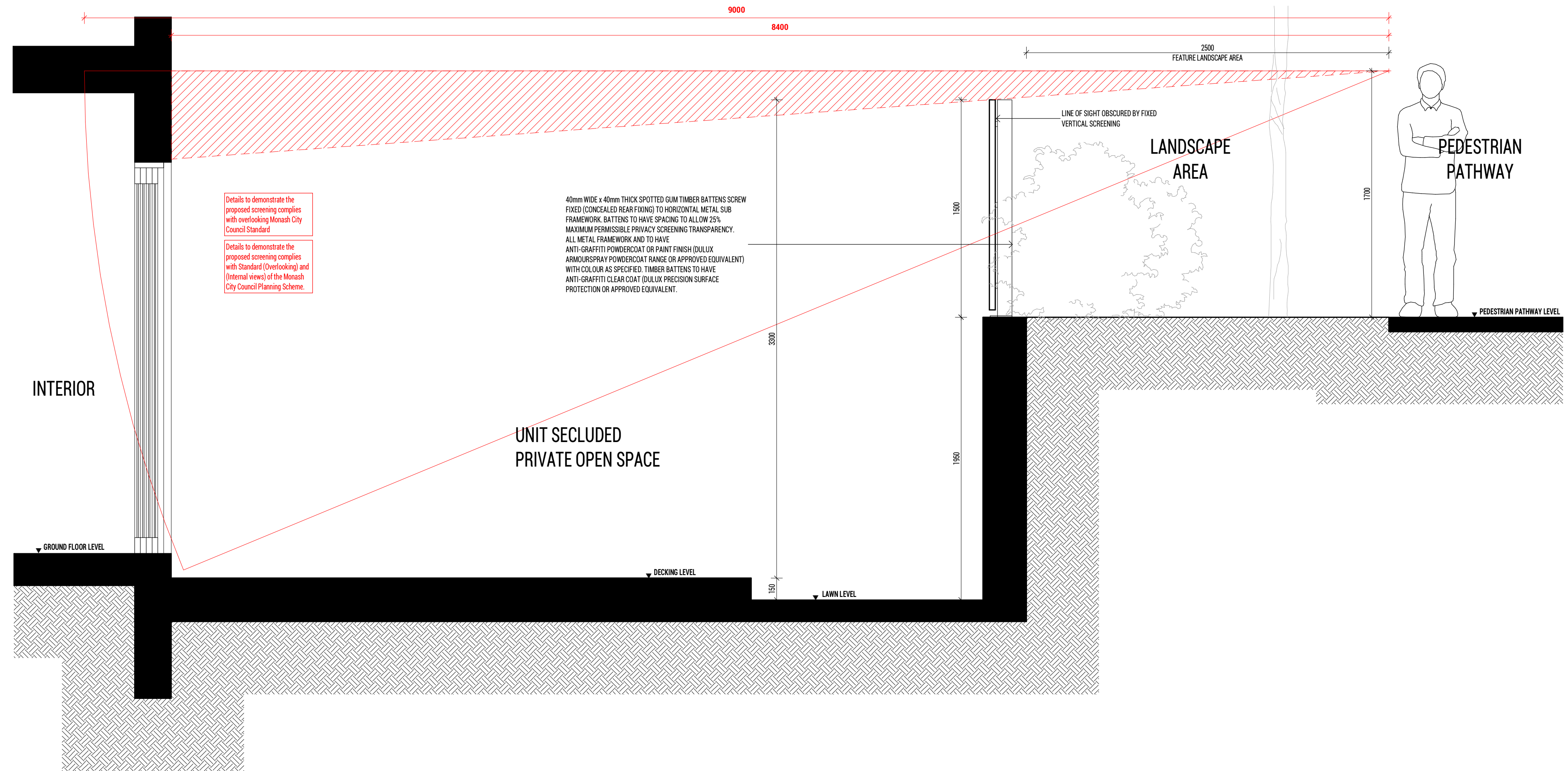
ADVERTISED COPY - CITY OF MONASH  
 This copied document is made available for the sole purpose of enabling its consideration and review as part of a planning process under the Planning and Environment Act. The document must not be used for any purpose which may breach copyright.



1 SCREEN 01 - TYPICAL ELEVATION - OVERLOOKING SCREEN  
 SCALE 1 : 20




2 SCREEN 01 - TYPICAL SECTION - OVERLOOKING SCREEN  
 SCALE 1 : 20



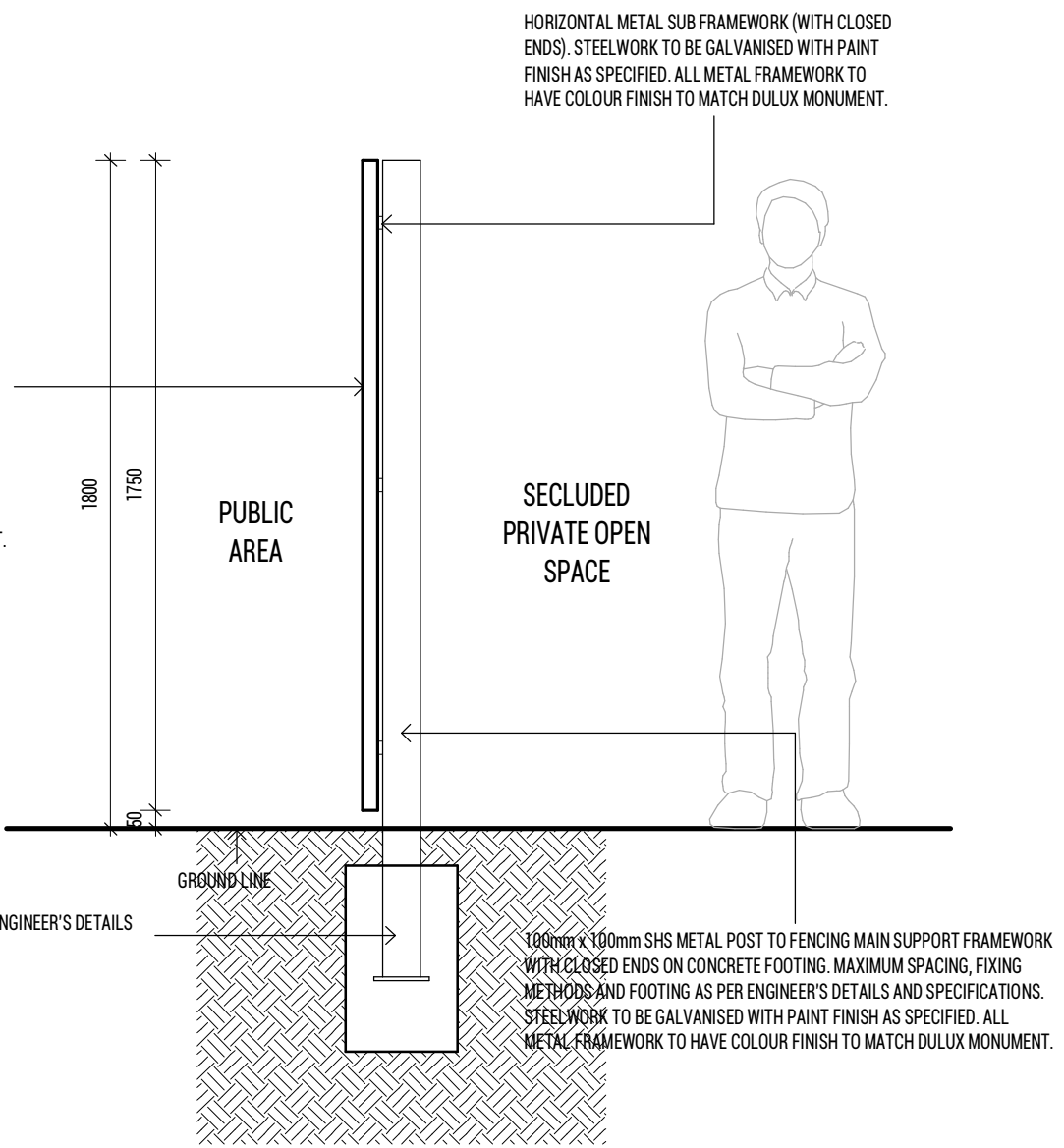
3 Section 8  
 SCALE 1 : 20

Revision			Issued By
No.	Date	Notes	
1	20.12.16	ISSUED FOR RTA APPLICATION	JK

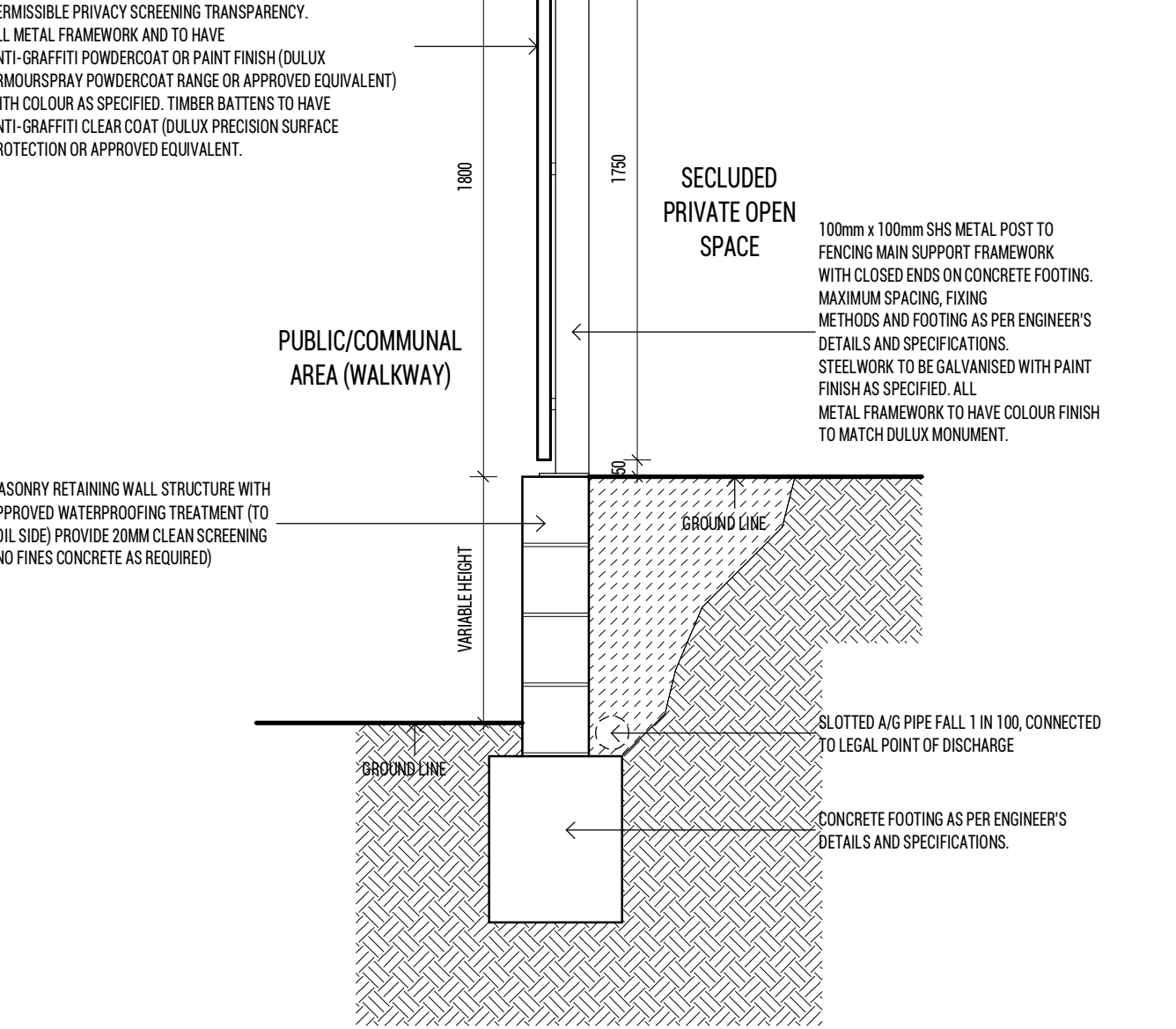




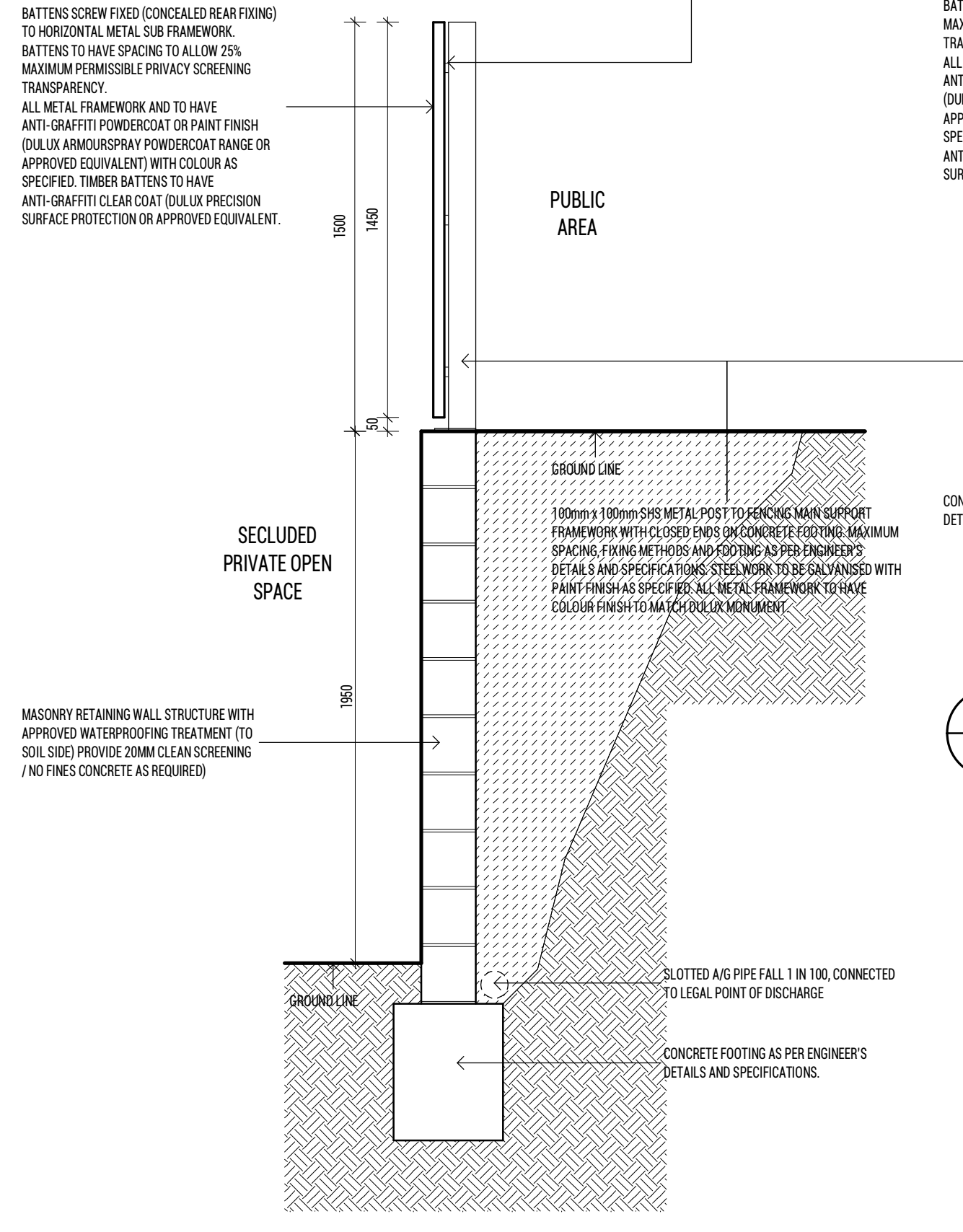
**1 FENCE TYPE - F1 ELEVATION (VIEW FROM PUBLIC/COMMUNAL AREA)**  
SCALE 1 : 20



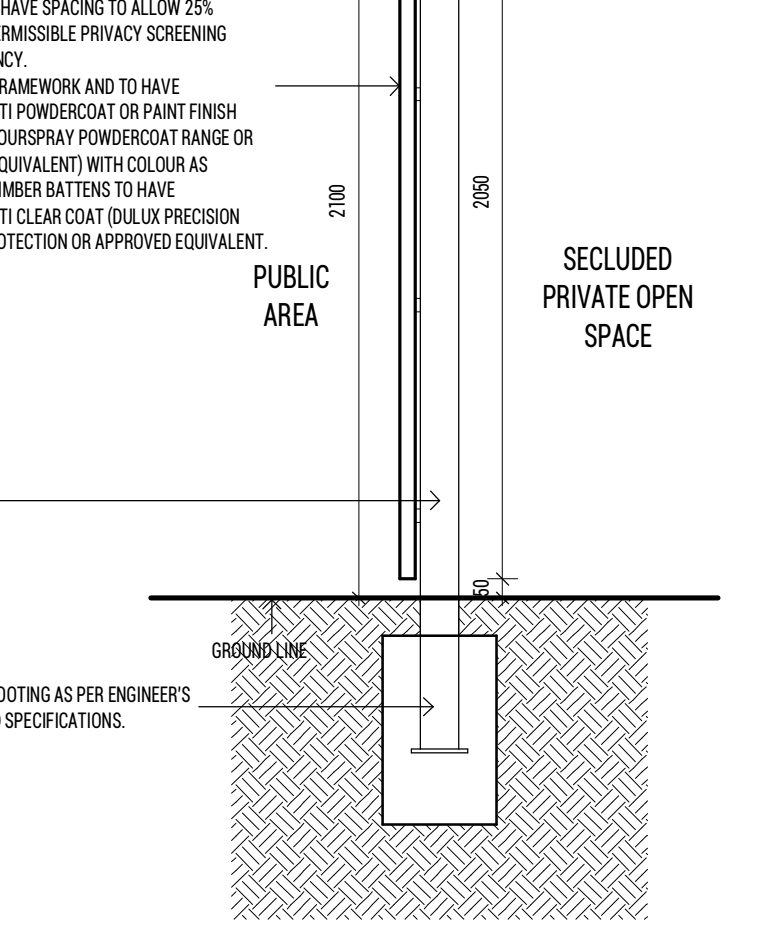
**2 FENCE TYPE - F1 SECTION (1800MM)**  
SCALE 1 : 20



**3 FENCE TYPE - F2 SECTION (1800MM)**  
SCALE 1 : 20

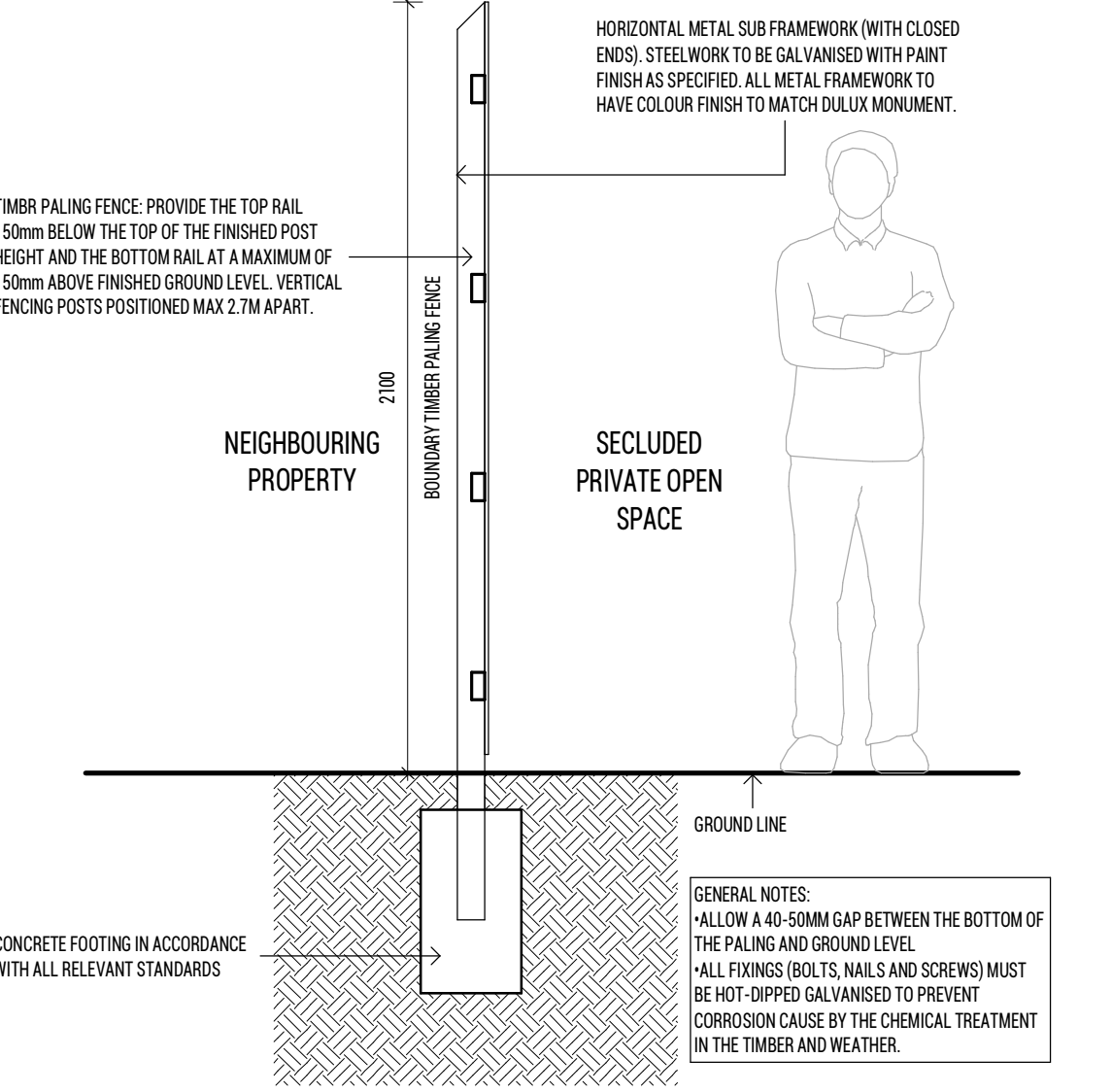


**4 FENCE TYPE - F3 SECTION (1500MM)**  
SCALE 1 : 20

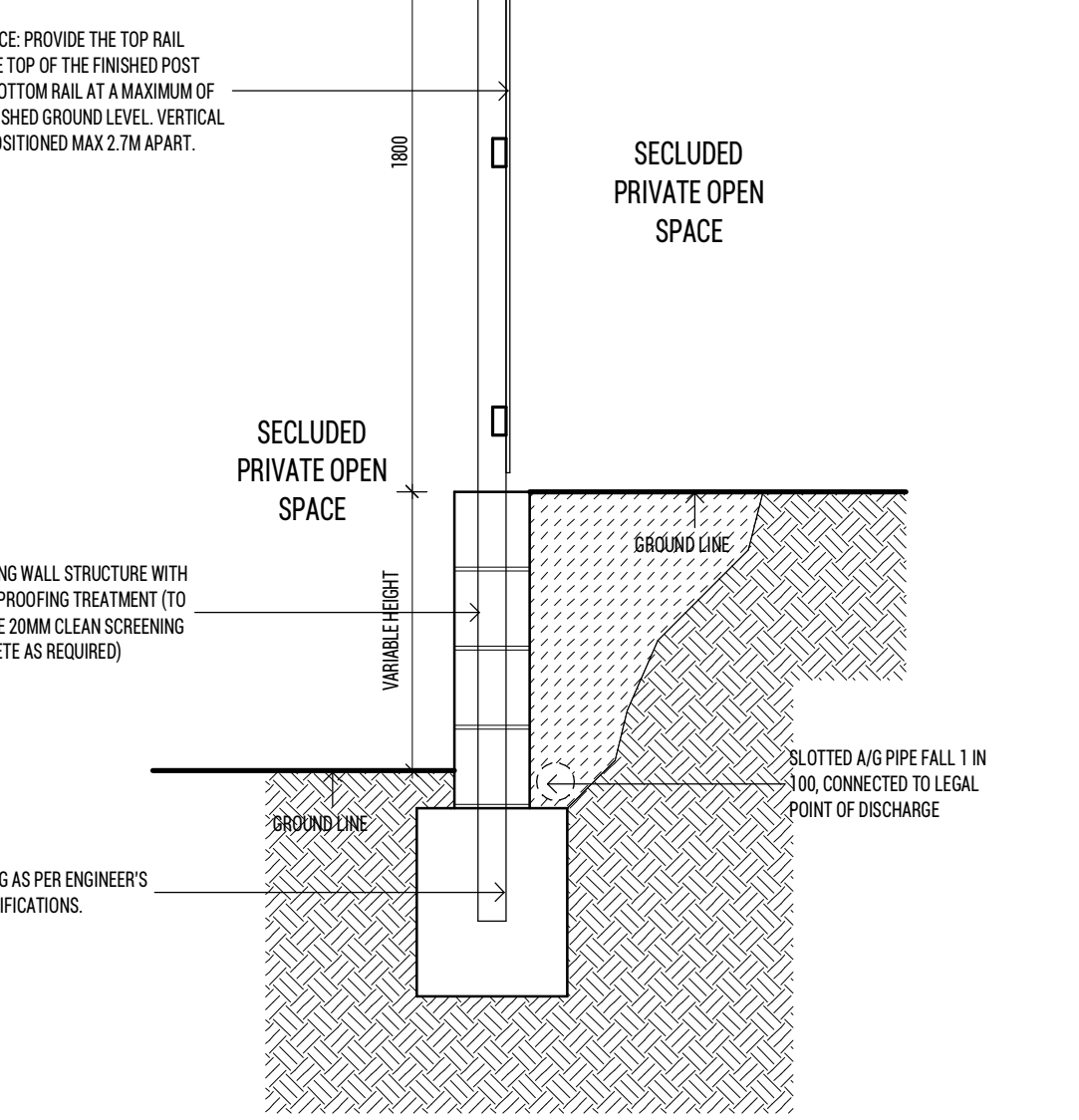


**5 FENCE TYPE - F4 SECTION (2100MM)**  
SCALE 1 : 20

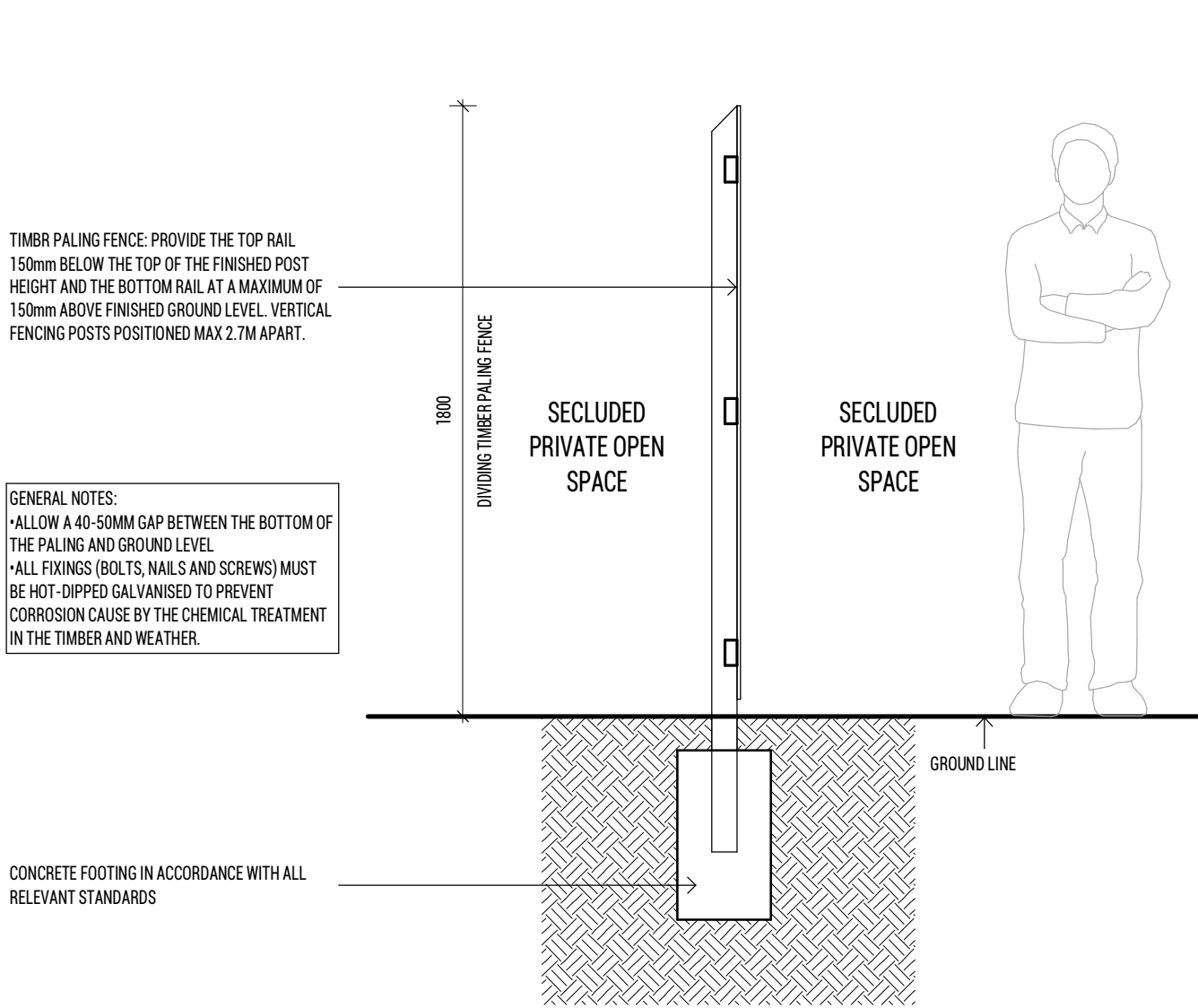
ADVERTISED COPY - CITY OF MONASH  
This copied document is made available for the sole purpose of enabling its consideration and review as part of a planning process under the Planning and Environment Act. The document must not be used for any purpose which may breach copyright.



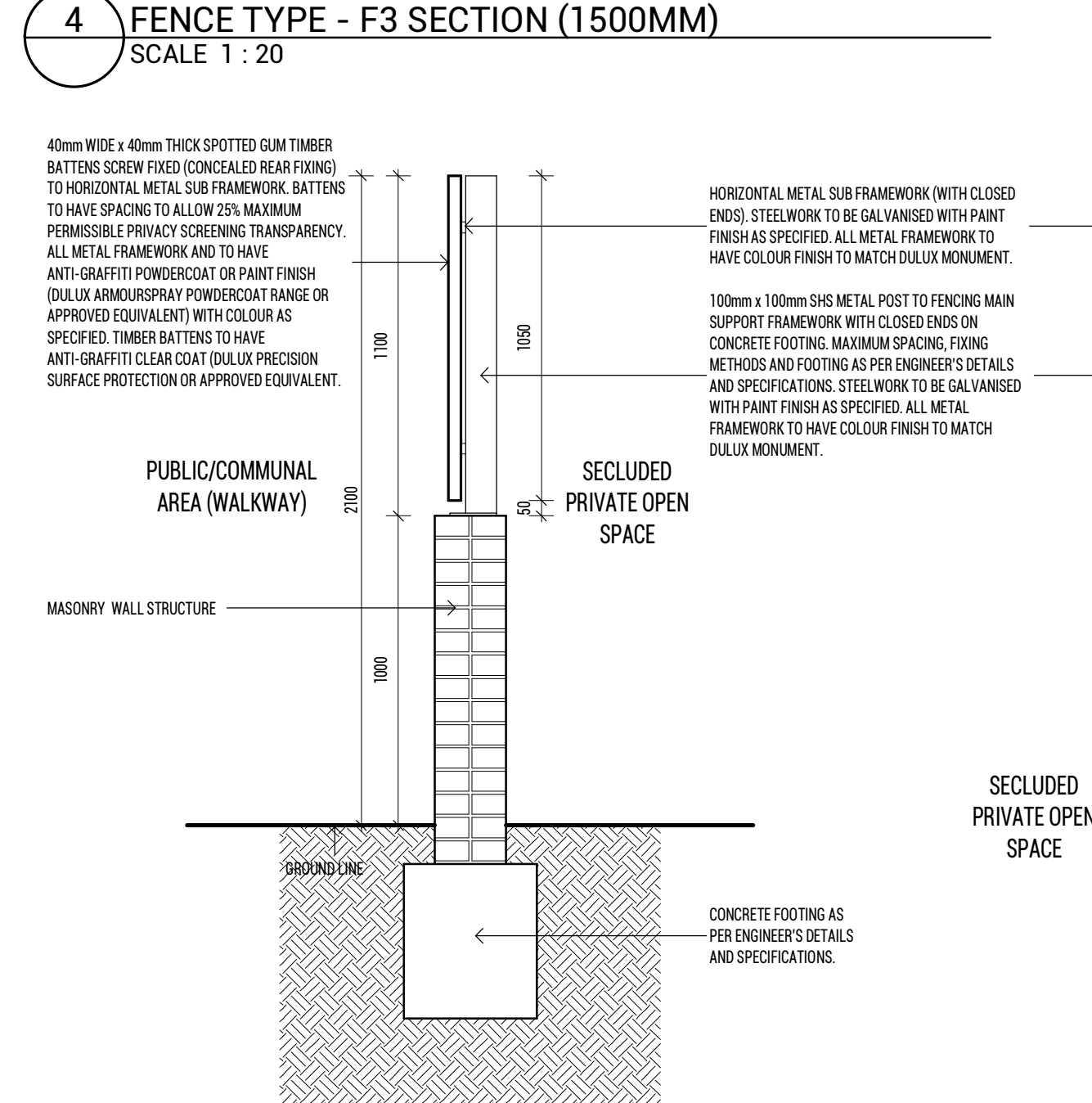
**6 FENCE TYPE - F5 BOUNDARY FENCING SECTION (2100MM)**  
SCALE 1 : 20



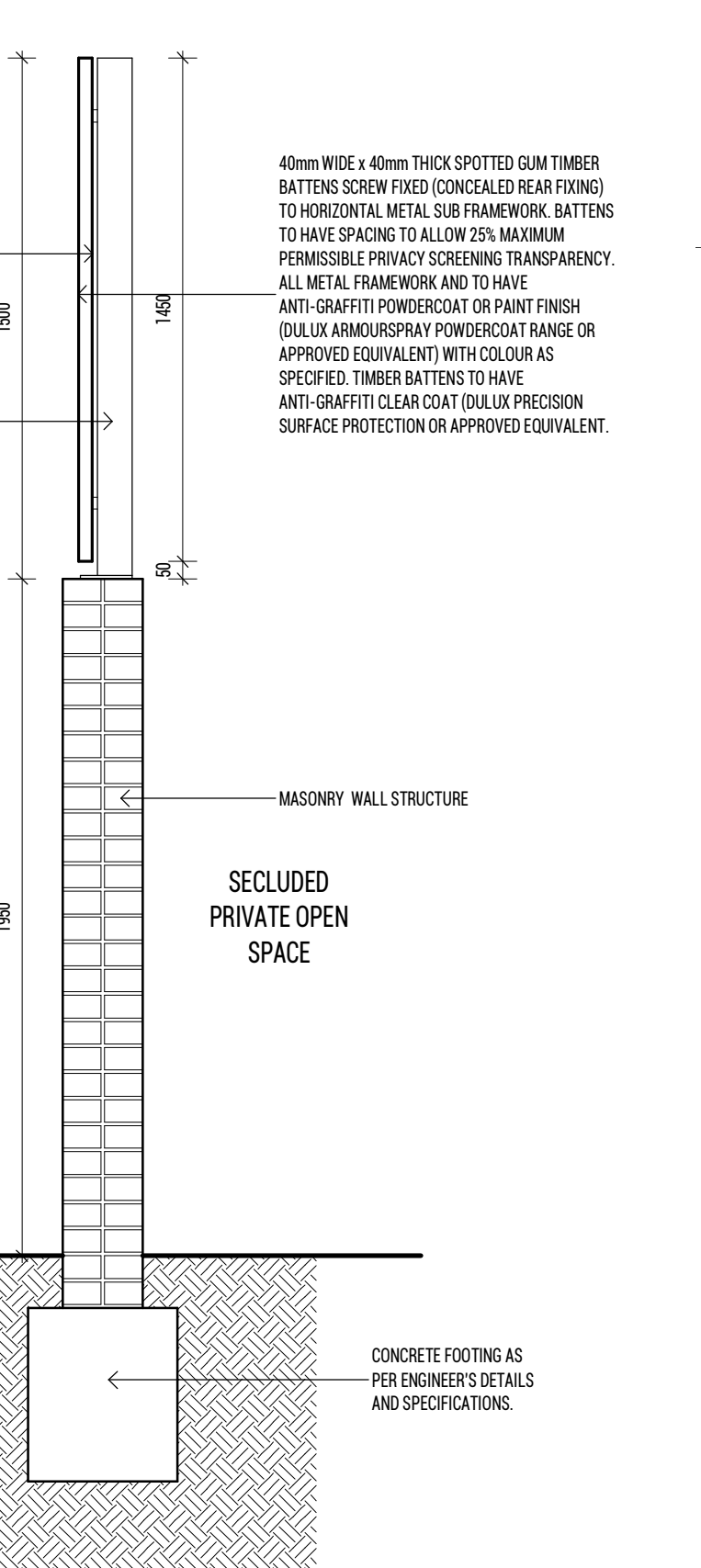
**7 FENCE TYPE - F6 SECTION (1800MM)**  
SCALE 1 : 20



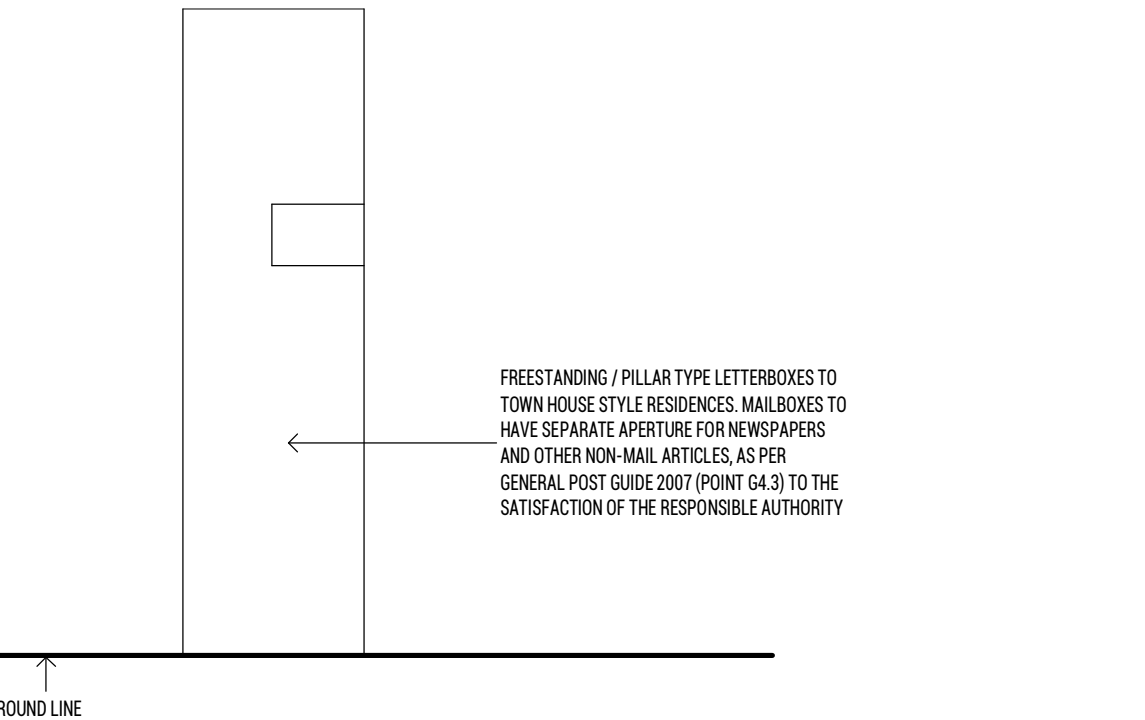
**8 FENCE TYPE - F7 BOUNDARY FENCING SECTION (1800MM)**  
SCALE 1 : 20



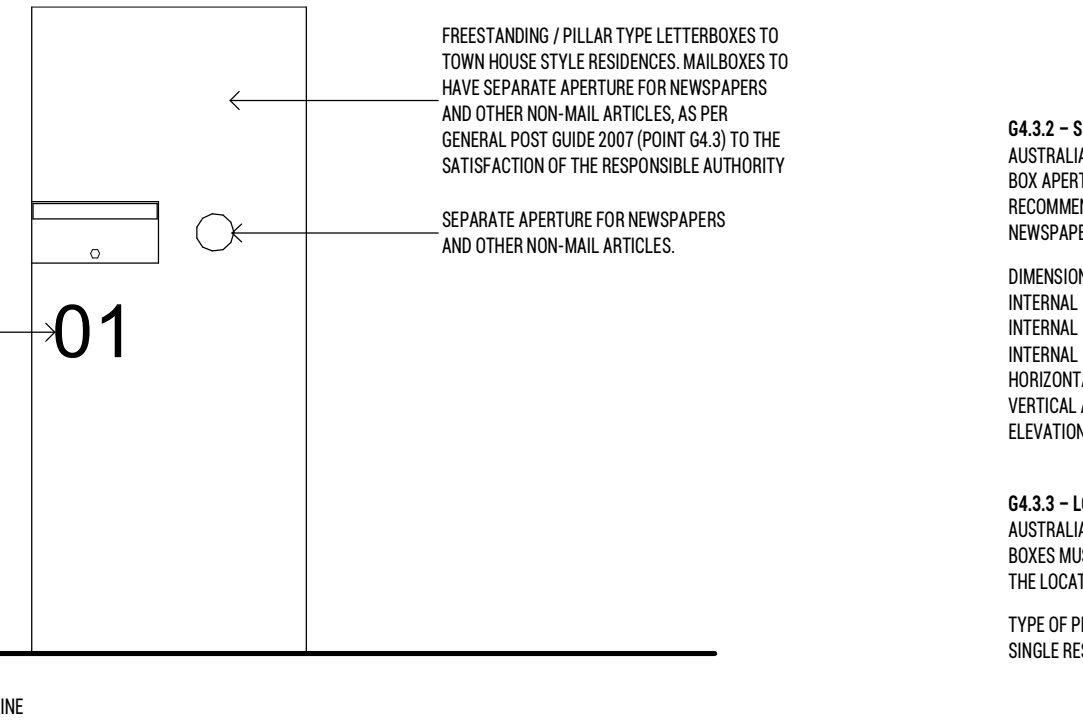
**9 FENCE TYPE - F8 SECTION (2100MM)**  
SCALE 1 : 20



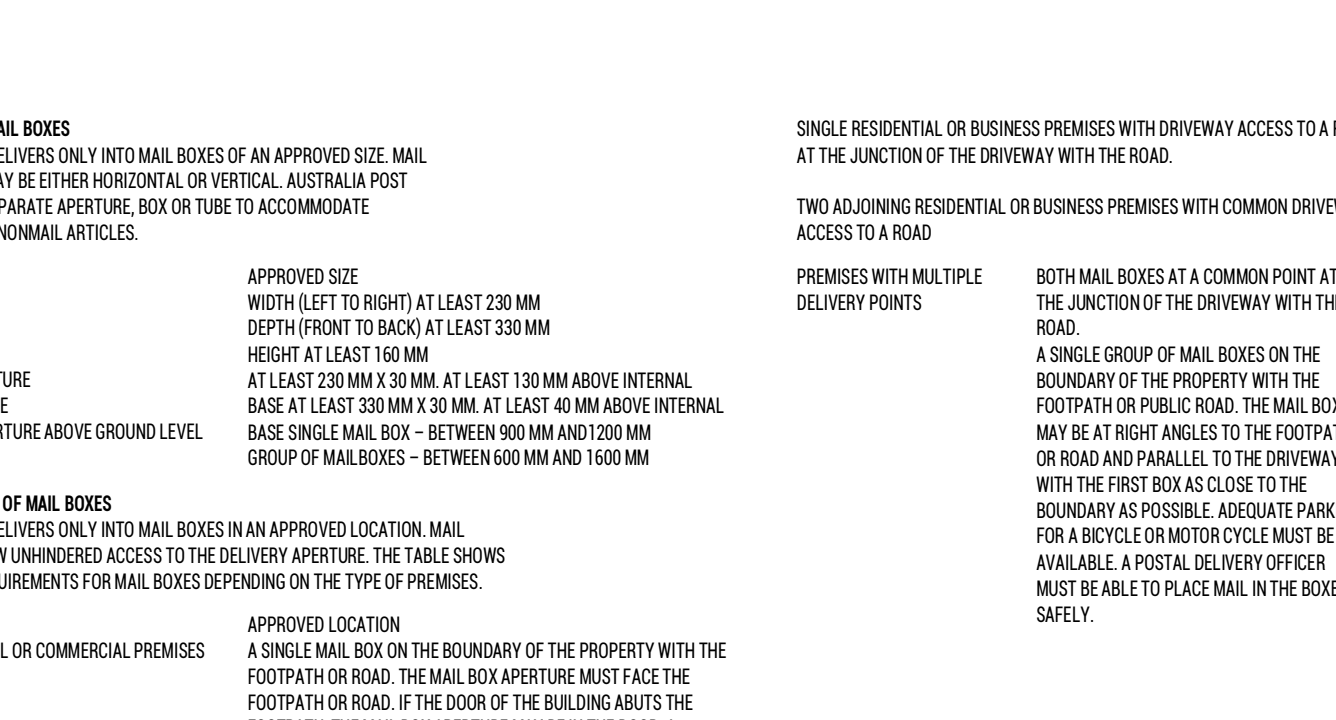
**10 FENCE TYPE - F9 SECTION (1950+1500MM)**  
SCALE 1 : 20



**11 MAILBOX TYPE - MAILBOX ELEVATION (SIDE)**  
SCALE 1 : 20



**12 MAILBOX TYPE - MAILBOX ELEVATION (FRONT)**  
SCALE 1 : 20





Revision			Issued By
No.	Date	Notes	
1	20.12.16	ISSUED FOR RTA APPLICATION	JX

**TOWN PLANNING**



# ARCHITECTURAL EXTERNAL FINISHES SCHEDULE

ADVERTISED COPY - CITY OF MONASH  
 This copied document is made available for the sole purpose of enabling its consideration and review as part of a planning process under the Planning and Environment Act. The document must not be used for any purpose which may breach copyright.



1. **BR01:** FACEBRICK - DARK BROWN

2. **BR02:** FACEBRICK - BROWN

3. **AF01:** APPLIED FINISH - WHITE

4. **AF02:** APPLIED FINISH - GREY

5. **AF03:** APPLIED FINISH - DARK GREY

6. **AF04:** APPLIED FINISH - LIGHT GREY

7. **TF01:** TIMBER LOOK PANEL



8. **SC01:** TIMBER LOOK SCREENING

9. **MT01:** VERTICAL FENCE - DARK GREY

10. **MT02:** APPLIED FINISH - LIGHT BROWN

11. **MT03:** APPLIED FINISH - DARK GREY

12. **GL01:** GLAZING - CLEAR

13. **GL02:** GLAZING - OBSCURED

14. **TB01:** TIMBER PALING FENCE